

CYLINDER 0 SUSPENDED CABLE

PROJECT NAME:

TYPE:



Our best-selling cylinders keep getting better. Suspended cylinders are offered in a broad range of sizes and more than a dozen finish options, with field-cuttable cables and lumens from 800 to almost 4000lm.

ORDERING INFORMATION



Quick Ship Product. All rough in components ship within 10 days up to quantities of 100.



JA8-2022 COMPLIANCE INDICATED BY SHADING

CYLINDER	CABLE LENGTH	FUNCTION	RATING	CYLINDER FINISH	BAFFLE FINISH	LUMEN PACKAGE	CCT	OPTIC(UGR)	MEDIA	POWER SUPPLY	MOUNTING
CP0X		D	1								
CP0X 1.90" Ø	096W 96" White 192W 192" White 096B 96" Black 192B 192" Black XXXB Black Cable* XXXW White Cable* *(Specify length in inches) *(Cable is field cuttable)	D Downlight	1 Dry / Damp (IP30)	POWDERCOAT FINISHES WH White AG Satin Silver AU Cashmere Gold AB Architectural Bronze BB Burnt Bronze BK Black CF Custom Finish* *(Consult Factory)	POWDERCOAT FINISHES WH White AG Satin Silver AU Cashmere Gold AB Architectural Bronze BB Burnt Bronze BK Black CF Custom Finish* *(Consult Factory)	STATIC WHITE 80S13D 80+ CRI, 13W 1198 lm delivered 90S13D 90+ CRI, 13W 1015 lm delivered 95S13D 95+ CRI, 13W 914 lm delivered WARM DIM 90W13D 90+ CRI, 13W Incandescent Profile 764 lm delivered Halogen Profile 795 lm delivered TUNABLE WHITE 90T10D 90+ CRI, 10W Warm Profile 660 lm delivered Cool Profile 581 lm delivered	24 2400K* *(90+ CRI only) 27 2700K 30 3000K 35 3500K 40 4000K WL 2700K - 1800K WD 3000K - 1800K TR 4000K - 1800K TH 5000K - 2700K	10 10** (<10) *(Uses 09H Wattage) 15 15° (<10) 25 25° (<10) 35 35° (<13) 50 50° (<13) AZ Adjustable Zoom* *(24°, 30°, 42°, and 48° beam spreads) 25 25° (<10) 35 35° (<13) 50 50° (<13) 15 15° (<10) 25 25° (<10) 35 35° (<13) 50 50° (<13)	STANDARD MEDIA 4 Soft Focus Lens (SFL)* *(Required for 10° optic) ALTERNATE MEDIA 0 No Lens* *(Not available for Warm Dim) 2 Honey Comb Louver (HCL)* *(Not available for Warm Dim) 3 Clear Glass Lens (CGL)* *(Not available for Warm Dim) 5 Frosted Glass Lens (FGL) 6 Frosted Soft Focus Lens (FSFL) 7 Frosted Linear Spread Lens (FLSL) C Clear Glass Film w/ Honeycomb Louver S Soft Focus Film w/ Honeycomb Louver	REMOTE (120V) 1TR Philips Xitanium 2%, Forward / Reverse REMOTE (120-277V) ULH Lutron Hi-Lume Ecosystem, 1% Fade to Black UAN Philips Xitanium 1%, 0-10V, LOG ULN Philips Xitanium 1%, 0-10V, LIN UEG eldoLED, 0.1%, 0-10V, LOG UEN eldoLED, 0.1%, 0-10V, LIN UED eldoLED, 0.1%, DALI-2, LOG ULD eldoLED, 0.1%, DALI-2, LIN UAS1/Athena Control UASR EidoLED, 0.1% 120-277V* UCS1/Casambi Control UCSR EidoLED, 0.1% 120-277V* *(Includes Node. Extended lead time, consult factory. UASR/UCSR includes shunt.) TUNABLE WHITE REMOTE (0.1%, 120-277V) UDD eldoLED, DUALdrive DALI-2, LOG UDG eldoLED, DUALdrive 0-10V, LOG UDN eldoLED, DUALdrive 0-10V, LIN UAD1/Athena Control, UADR EidoLED, DUALdrive* UCD1/Casambi Control, UCDR EidoLED, DUALdrive* *(Includes Node. Extended lead time, consult factory. UADR/UCDR includes shunt.)	ROUGH-IN JBMP 4" Sq. or 4/0 Junction Box Mounting Plate FINISH OUT SMK3 3/0 Surface Mount Kit* SMK4 4/0 Surface Mount Kit* *(Available in powdercoat finishes.)

PART NUMBER NOTES

- Ships as e.g., CP0X012BS1WHWH80S13D3035411TR0
- Remote driver ships as e.g., PS-RMT-90S13D-11TR
- Mounting part numbers listed on page 5

CYLINDER 0 SUSPENDED CABLE

ACCESSORIES

REPLACEMENT MEDIA - INCLUDES LENS RETAINER

- ☐ **SFL-CY0X-01** Soft Focus Lens
- ☐ **HCL-CY0X-01** Honeycomb Louver *
*(Not available for Warm Dim)
- ☐ **CGL-CY0X-01** Clear Glass Lens *
*(Not available for Warm Dim)
- ☐ **FGL-CY0X-01** Frosted Glass Lens
- ☐ **FSFL-CY0X-01** Frosted Soft Focus Lens
- ☐ **FLSL-CY0X-01** Frosted Linear Spread Lens
- ☐ **CGL-HCL-CY0X-01** Clear Glass Film W/ Honeycomb Louver
- ☐ **SFL-HCL-CY0X-01** Soft Focus Film W/ Honeycomb Louver

STATIC WHITE REPLACEMENT OPTICS

- ☐ **RO-35-15-S** 15° optic
- ☐ **RO-35-25-S** 25° optic
- ☐ **RO-35-35-S** 35° optic
- ☐ **RO-35-50-S** 50° optic

WARM DIM REPLACEMENT OPTICS

- ☐ **RO-35-25-W** 25° optic
- ☐ **RO-35-35-W** 35° optic
- ☐ **RO-35-50-W** 50° optic

TUNABLE WHITE REPLACEMENT OPTICS

- ☐ **RO-35-15-T** 15° optic
- ☐ **RO-35-25-T** 25° optic
- ☐ **RO-35-35-T** 35° optic
- ☐ **RO-35-50-T** 50° optic

SUCTION CUP TOOL

- ☐ **CYX-TOOL-SUCTION** Baffle removal tool, provided with every 5 fixtures


EMERGENCY LIGHTING - REMOTE MOUNT ONLY

During disruption of main power, emergency battery inverter provides temporary 120V or 277V to fixture.

- ☐ **EMB-S-25-120/277-LEDX** 25 watt max capacity, 120 or 277 VAC 60Hz
- ☐ **EMB-S-100-120-LEDX** 100 watt max capacity, 120 VAC 60Hz, 0-10V dimmable
- ☐ **EMB-S-100-277-LEDX** 100 watt max capacity, 277 VAC 60Hz, 0-10V dimmable
- ☐ **EMB-S-250-120/277-LEDX** 250 watt max capacity, 120 or 277 VAC 60Hz

***SHUNT REQUIRED FOR USE WITH ATHENA AND CASAMBI CONTROLS, CONSULT FACTORY FOR DETAILS.**

POWDERCOAT FINISHES



ALUMINA FINISHES BY LUCIFER LIGHTING™



CYLINDER 0 SUSPENDED CABLE

STATIC WHITE PERFORMANCE - 3000K

LUMEN PACKAGE	WATTAGE	10° OPTIC FIELD REDUCER		15° OPTIC SOFT FOCUS LENS		25° OPTIC SOFT FOCUS LENS		35° OPTIC SOFT FOCUS LENS		50° OPTIC SOFT FOCUS LENS	
		DELIVERED	LPW	DELIVERED	LPW	DELIVERED	LPW	DELIVERED	LPW	DELIVERED	LPW
80S13D/09H	13	348	27 (9W)	1205	92	1198	92	1126	86	1166	89
90S13D/09H	13	300	23 (9W)	1021	78	1015	78	954	73	988	76
95S13D/09H	13	259	20 (9W)	919	70	914	70	859	66	889	68
90W13DL (2700K-1800K)	13	-	-	-	-	764	58	708	54	736	56
90W13DD (3000K-1800K)	13	-	-	-	-	795	61	739	56	760	58
90T10DR (4000K-1800K)	10	-	-	649	67	660	68	609	63	660	68
90T10DH (5000K-2700K)	10	-	-	571	59	581	60	536	55	581	60

OUTPUT MULTIPLIER	
CCT	CCT SCALE
2400K	0.76
2700K	0.95
3000K	1.000
3500K	1.05
4000K	1.06

MEDIALIGHT LOSS FACTOR	
MEDIA	LIGHT LOSS FACTOR
No Lens	1.05
CGL	0.98
SFL	1.00
FGL	0.86
FSFL	0.86
FLSL	0.80
HCL	0.73
SFL+HCL	0.73

TITLE 24 JA8-2022 INDICATED BY SHADING

UNIFIED GLARE RATING

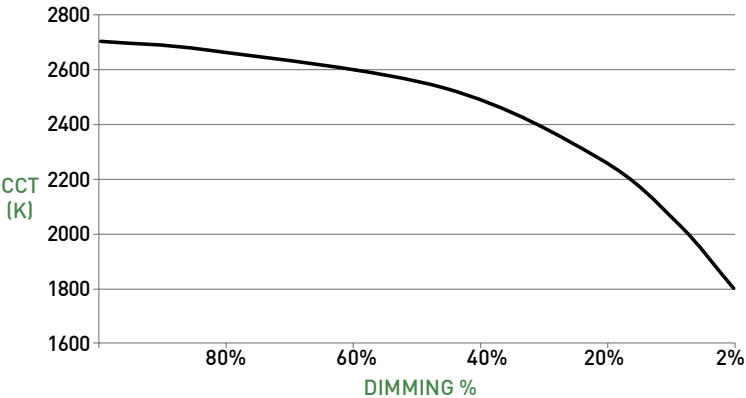
10° OPTIC FIELD REDUCER	15° OPTIC SOFT FOCUS LENS	25° OPTIC SOFT FOCUS LENS	35° OPTIC SOFT FOCUS LENS	50° OPTIC SOFT FOCUS LENS
<10	<10	<10	<13	<13

TUNABLE WHITE MULTIPLIER		
CCT	5000K-2700K	4000K-1800K
5000K	1.16	-
4000K	1.08	1.14
3500K	1.04	1.07
3000K	1.00	1.00
2700K	0.96	0.92
2400K	-	0.84
1800K	-	0.69

WARM DIM PERFORMANCE - SOFT FOCUS LENS - 25° OPTIC

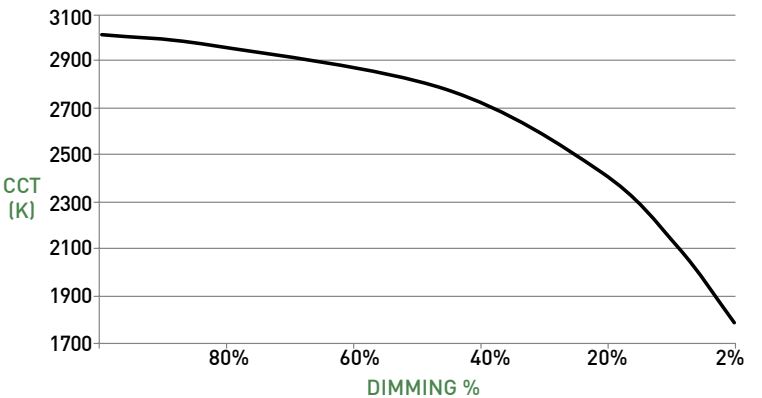
INCANDESCENT DIMMING PROFILE

90W13DL 2700K - 1800K	Full on 100%	Dimmed to 80%	Dimmed to 70%	Dimmed to 50%	Dimmed to 20%	Dimmed to 10%	Dimmed to 2%
CCT (K)	2700	2650	2620	2520	2180	1950	1800
Light Output (Lm)	764	611	535	382	153	76	15
Power (W)	13	10	9	7	3	1.3	0.3
Efficacy (LPW)	58	58	58	58	58	58	58



HALOGEN DIMMING PROFILE

90W13DD 3000K - 1800K	Full on 100%	Dimmed to 80%	Dimmed to 70%	Dimmed to 50%	Dimmed to 20%	Dimmed to 10%	Dimmed to 2%
CCT (K)	3000	2950	2920	2775	2375	2000	1800
Light Output (Lm)	795	636	557	398	159	80	16
Power (W)	13	10	9	7	3	1.3	0.3
Efficacy (LPW)	61	61	61	61	61	61	61

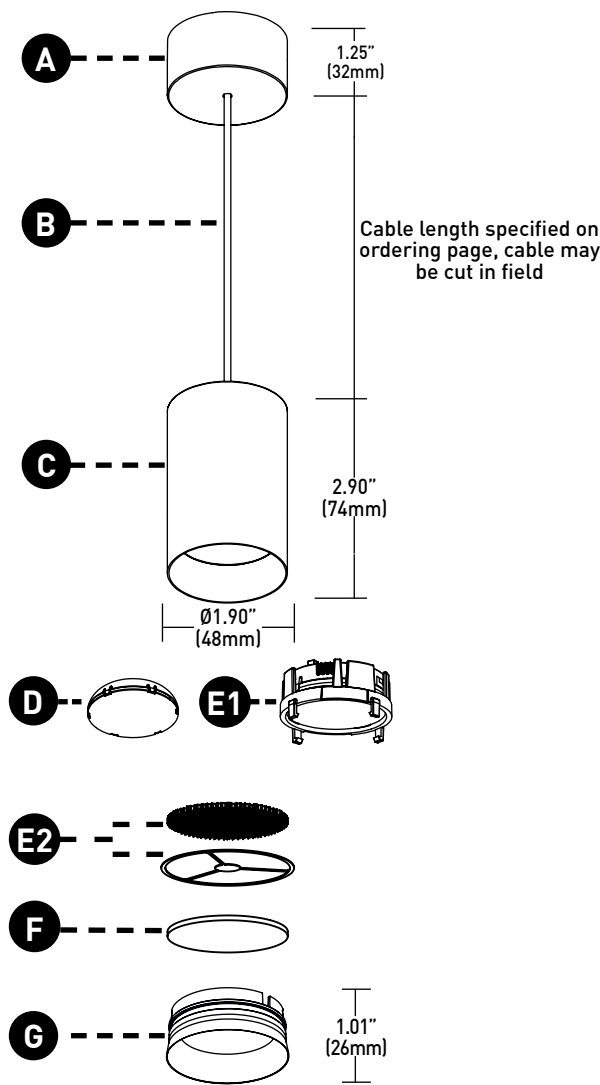


CYLINDER 0 SUSPENDED CABLE

PENDANT

- A CANOPY**
Machined 1.25" (32mm) canopy accommodates flat and slope ceiling conditions. Conceals hidden twist-on mounting hardware. Available with remote driver only.
- B CABLE**
Black and white wiring harness available; up to 192.0" length; cable may be cut in field.
- C LUMINAIRE**
Machined body with integral heat sink and LED.
- D OPTICS**
Robust light engine with optimized optic pairing integrates Reflection, Refraction, and TIR offering 10°, 15°, 25°, 35° & 50° beams.
- E1 ADJUSTABLE ZOOM OPTIC**
Proprietary optic integrates Refraction and TIR. Allows precision tuning to beam spreads of 24°, 30°, 36°, 42°, and 48°. Not available for Warm Dim.
- E2 10° FIELD REDUCER**
Soft Focus Lens, Honeycomb Louver, and Field Reducer provided with 10 degree beam selection. Reduces field angle by 30%.
- F MEDIA**
Cylinder baffle assembly can accept 2 media. Soft focus lens or no lens standard.
- G BAFFLE**
Machined baffle minimizes aperture glare and conceals view into fixture.

DIMENSIONS / DRAWINGS

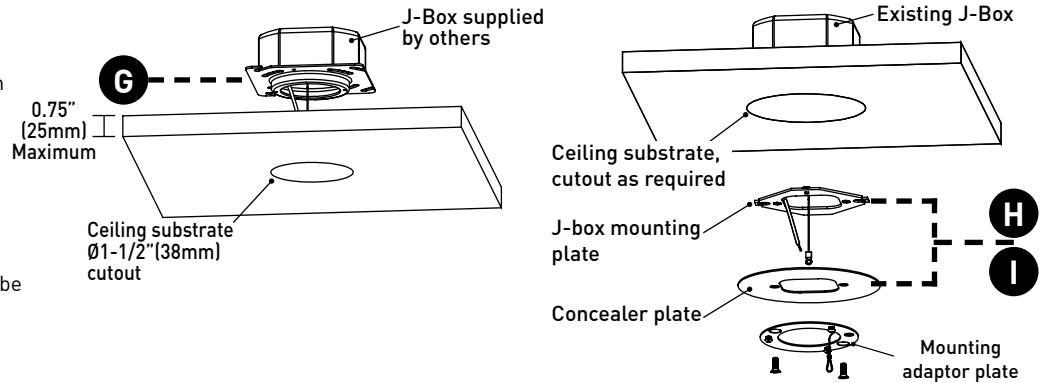


CYLINDER 0 SUSPENDED MOUNT

MOUNTING

- G JBMP**
Mounting plate (concealed) for standard 4" square or 4" 4/0 j-box. To be installed during rough-in, prior to substrate, for ceiling thicknesses up to 0.75". Fixture to mount flush with minimalist transition to ceiling.
Part Number - CP0X-JBMP
- H SMK3**
Surface mount kit includes mounting plate and 4" concealer plate that installs between fixture and standard 3" 3/0 j-box for existing applications where standard j-box cutout is to be concealed.
Part Number - CP0X-SMK-3/0-(FINISH)
- I SMK4**
Surface mount kit includes mounting plate and 5" concealer plate that installs between fixture and standard 4" 4/0 j-box for existing applications where standard j-box cutout is to be concealed.
Part Number - CP0X-SMK-4/0-(FINISH)

DIMENSIONS / DRAWINGS

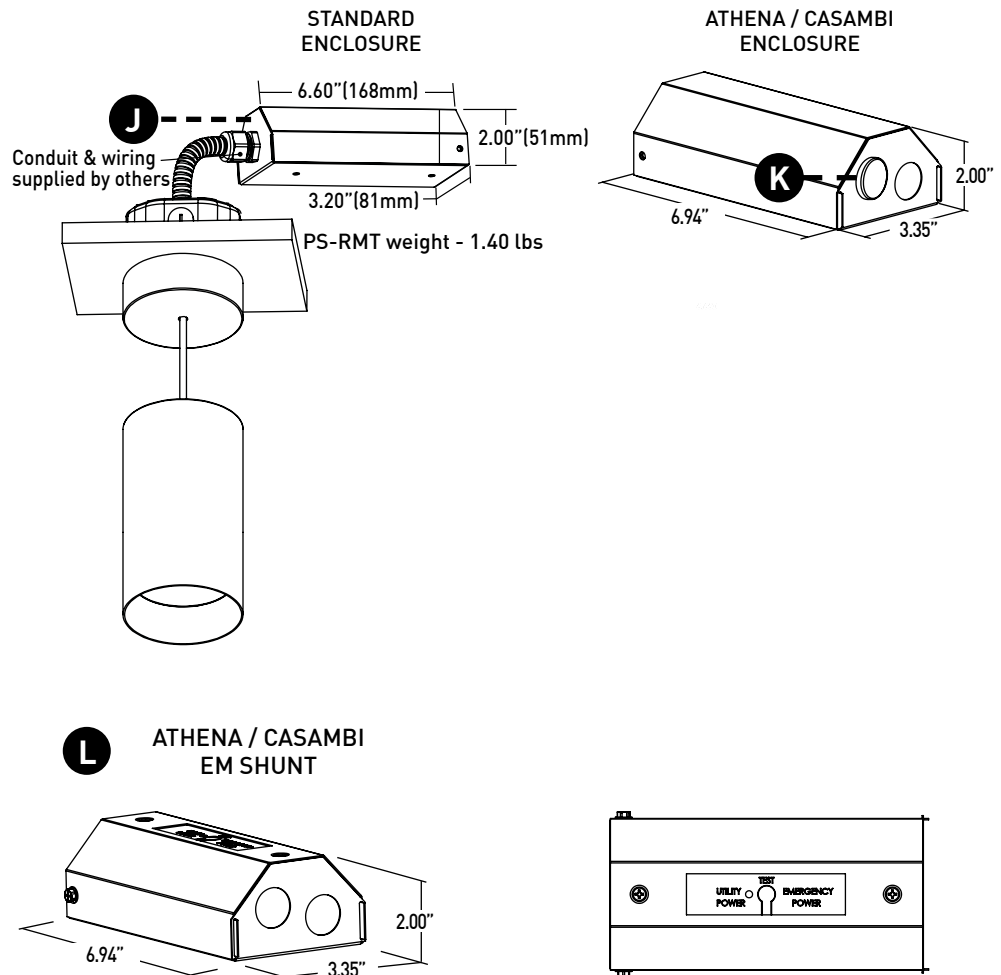


MOUNTING NOTES

- JBMP not recommended for use with pancake style j-box.
- Fixtures are surface mount and must have access to free air. For applications involving slat ceilings or confined mounting, consult Comprehensive Install Guide for required clearances for proper air flow and servicing.

REMOTE POWER SUPPLY

- J PS-RMT**
Remote power supply must be mounted in accessible area. Mounting device still required. Consult page 7 for dimming compatibility list. Consult install guide for complete details of suitable controls, wiring diagrams, and maximum allowable secondary run lengths between PS-RMT and cylinder.
PS-RMT weight - 1.40 lbs
- K ATHENA / CASAMBI CONTROL**
Controls integrated into remote driver assembly. All equipment is serviceable.
Athena Model Number: A-WN-D01-RF-BL & DC-OEM-DBI
Casambi Model Number: BT-S1E1-5400
- L ATHENA / CASAMBI EM SHUNT**
Included with drivers specified as ASR, ADR, CSR, or CDR. One required for each wireless EM fixture, requires class 2 control wiring between fixture and shunt. Features integrated test switch.
Model Number: PS-RMT-SHUNT



CYLINDER 0 SUSPENDED CABLE

TECHNICAL

CONSTRUCTION

Pendant: Machined aluminum body with integrated heat sink; painted finishes are granulated powder coat. Alumina finishes are anodized aluminum.
Remote Power Supply: 22 Gauge galvanized steel.

STATIC WHITE LED

2-step MacAdam ellipse LED module available in 80+, 90+ and 95+ CRI configurations in color temperatures of 2700K, 3000K, 3500K and 4000K.
3-step MacAdam ellipse LED module available in 90+ CRI configuration in color temperature of 2400K. Average rated lamp life: 50,000 hours. LED and driver assemblies are field-replaceable.

WARM DIM LED

3-step MacAdam ellipse warm dim LED module available in 90+ CRI configuration. 3000K or 2700K at full brightness, warming to 1800K at full dim. Average rated lamp life of 50,000 hours. LED and driver assemblies are field-replaceable.

TUNABLE WHITE LED

3-Step MacAdam ellipse tunable white LED module available in 90+ CRI configuration. Features tuning range of 2700K to 5000K and 1800K to 4000K. Average rated lamp life of 50,000 hours. Driver assemblies are field-replaceable.

POWER SUPPLY PERFORMANCE AND DIMMING INFORMATION

	PHASE	0-10V						ECO		DALI			ATHENA	CASAMBI
Power Supply	1TR	UAN	ULN	UEG	UEN	UDG	UDN	UED	ULD	ED1	LD1	UDD	UAS/UAD	UCS/UCD
Minimum °C	-20 °C	-20 °C	-20 °C	-20 °C	-20 °C	-20 °C	-20 °C	-20 °C	-20 °C	-20 °C	-20 °C	-20 °C	0 °C	-20 °C
Maximum °C	40 °C	40 °C	40 °C	40 °C	40 °C	40 °C	40 °C	40 °C	40 °C	40 °C	40 °C	40 °C	40 °C	40 °C
Dimming %	2.0%	1.0%	1.0%	0.1%	0.1%	0.1%	0.1%	0.1%	0.1%	0.1%	0.1%	0.1%	0.1%	0.1%

Note: For 1TR, ULH, UAN, ULN, UEG and UEN drivers consult chart on page 7 to confirm appropriate dimming curve for compatibility with selected control.

MAXIMUM ALLOWABLE REMOTE DRIVER WIRING DISTANCES

DRIVER	WIRE AWG				
	12	14	16	18	20
1TR, UAN, ULN	285'	180'	113'	71'	45'
ULH	60'	40'	25'	15'	-
UEG, UEN, UED, U UEG, UEN, UED, ULD, DD1, DG1, DN1, UAS, UCS, UAD, UCD	-	-	118'	72'	46'

MOUNTING

Provides a minimalist transition from standard 4/0 or 4" square junction boxes and accommodating ceiling thicknesses of 0.44" (12mm) to 0.75" (19mm).

LISTING

cTUVus listed to UL1598 standard for Dry / Damp (IP30). Title 24 JA8-2022 Listed. NEMA 410 Compliant. Buy American Act compliant.

DECLARE

LBC Declared

FIXTURE WEIGHT

CPOX - 0.75 lbs
Remote Driver - 1.4 lbs

LIMITED WARRANTY

Manufacturer's 1-year warranty guarantees product(s) listed to be free from defects in material and workmanship under normal use and service. 5-year warranty on LED and power supply to operate with 70% of the original flux and remain within a range of 3 duv. 10-year Lutron Advantage limited warranty available on Lutron equipped systems. Warranty period begins from the date of shipment by Seller. Consult [website](#) for full warranty terms and conditions.

CHANGE LOG

- 1.03/15/2024: ADDED 10 DEGREE FIELD REDUCER, UPDATED 10 DEGREE PERFORMANCE DATA.
- 2.05/07/2024: REMOVED URA 0-10V / URE PHASE REMOTE DRIVERS.
- 3.07/22/2024: REMOVED L2 DRIVER.

CYLINDER 0 SUSPENDED CABLE

DIMMING COMPATIBILITY

PHILIPS DRIVER COMPATIBILITY

Power supply 1TR Manufacturer	Family/Model #
Lutron Electronics	DV-600P
Lutron Electronics	DVELV-303P
Lutron Electronics	NTELV-600
Lutron Electronics	MAELV-600
Lutron Electronics	SELV-300P
Lutron Electronics	DVLV-600P
Lutron Electronics	NFTU-5A
Lutron Electronics	CTCL-153P
Lutron Electronics	GL-600H
Lutron Electronics	S-600P
Lutron Electronics	PHPM
Power supply UAN / ULN Manufacturer	Family/Model #
Lutron Electronics	DVTV plus PP-DV
Lutron Electronics	DVSCTV plus PP-DV
Lutron Electronics	DVSTV
Lutron Electronics	DVSCSTV
Lutron Electronics	QSGRJ-XP plus GRX-TVI
Lutron Electronics	QSGRJ-XE plus GRX-TVI
Lutron Electronics	QSGR-XE plus GRX-TVI
Lutron Electronics	NFTV plus PP-DV
Lutron Electronics	NTSTV
Lutron Electronics	RMJ-5T
Lutron Electronics	RMJS-8T
Lutron Electronics	FCJS-010
Leviton	IlumaTch IP7 series
Philips	Sunrise - SR1200ZTUNV

LUTRON DRIVER COMPATIBILITY

Power supply ULH Lutron Product Family	Part No.
PowPak Dimming Modules	RMJ-EC032-DV-B
PowPak Dimming Modules	FCJ/FCJS-ECO
Energi Savr Nodes	QSN-1ECO-S
GRAFIK Eye QS control unit	QSN-2ECO-S
Homeworks QS control unit	QSGRJ- _E (wireless)
GRAFIK Eye QS control unit	QSGR- _E
Homeworks QS control unit	QSGR- _E
Quantum Hub	QP2- _ _ 2C
Quantum Hub	QP2- _ _ 4C
Quantum Hub	QP2- _ _ 6C
Quantum Hub	QP2- _ _ 8C
Homeworks QS power module	LQSE-2ECO-D
myRoom Plus power module	



eldoLED DRIVER COMPATIBILITY

Power supply UEG / UEN Dimmer / Switch Control Manufacturer	Family/Model #
Busch-Jaeger	2112U-101
Jung	240-10
Leviton Lighting Controls	IP710-DLX
Lightolier Controls	ZP600FAM120
Lutron Electronics	Nova T® - NTFTV
Lutron Electronics	Diva® - DDTV
Lutron Electronics	Nova® - NFTV
Merten	5729
Pass & Seymour	CD4FB-W
The Watt Stopper	DCLV1
Sensor Switch	nIO EZ
Synergy	ISD BC
Power supply UEG / UEN Dimmer / Switch Control Manufacturer	Family/Model #
Dimmer / Switch Control Manufacturer	GrafixEye® GRX-TVI w GRX3503
Energy Savr Node™ - QSN-4T16-S	
Lutron Electronics	TVM2 Module
Creston®	GLX-DIMFLV8
Creston®	GLXP-DIMFLV8
Creston®	GLPAC-DIMFLV4-*
Creston®	GLPAC-DIMFLV8-*
Creston®	GLPP-DIMFLVEX-PM
Creston®	GLPP-1DIMFLV2EX-PM
Creston®	GLPP-1DIMFLV3EX-PM
Creston®	DIN-A08
Creston®	DIN-4DIMFLV4
Creston®	CLS-EXP-DIMFLV
Creston®	CLCI-1DIMFLV2EX
ABB	SD/S 2.16.1

ANALOG DRIVERS AND DIMMERS

