


0 S E R I E S + 1 S E R I E S





SUPPORT OR STAR — THE  
0 AND 1 SERIES CAN DO IT ALL

0 Series Round Trimless  
Conceptual Rendering

## INSPIRED DESIGN FOR SEAMLESS INTEGRATION

A range of style options provide versatility in the most minimal forms.

### 0 SERIES


0.5" Aperture Micro Downlight



Trimless Round  
0RM



Trimless Square  
0SM



Flange Overlay Round  
Drywall / Millwork  
0RM



Flange Overlay Square  
Drywall / Millwork  
0SM

### 1 SERIES


1.0" Aperture Petit Downlight




Trimless Round  
1RP



Trimless Square  
1SP



Flange Overlay Round  
Drywall / Millwork  
1RP



Flange Overlay Square  
Drywall / Millwork  
1SP

### 1 SERIES

1.6" Aperture Expanded Downlight



Trimless Drywall Round  
Drywall / Millwork  
1RE



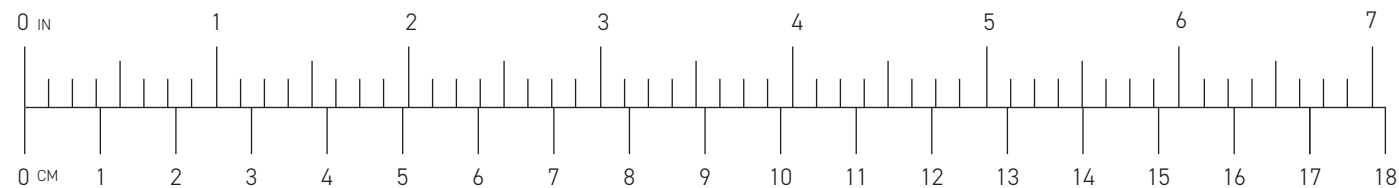
Trimless Drywall Square  
Drywall / Millwork  
1SE



Flange Overlay Round  
Drywall / Millwork  
1RE



Flange Overlay Square  
Drywall / Millwork  
1SE



FIXTURES SHOWN AT ACTUAL SIZE

## ELEGANT FINISHES FOR OPTIMAL CUSTOMIZATION

### ALUMINA BAFFLE + FLANGE




### FIXTURE FINISHES

The full range of powdercoat options, as well as Alumina Finishes by Lucifer Lighting, allow for optimal customization while reducing baffle glare.

### POWDERCOAT BAFFLE + FLANGE



### PLATED FLANGE ONLY



\*0 SERIES BAFFLE IS ONLY AVAILABLE IN BLACK POWDERCOAT

## INSPIRED DESIGN FOR SEAMLESS INTEGRATION

A range of style options provide versatility in the most minimal forms.


### 0 SERIES

0.5" Aperture Micro Downlight



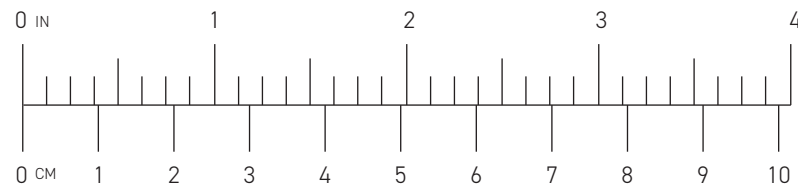
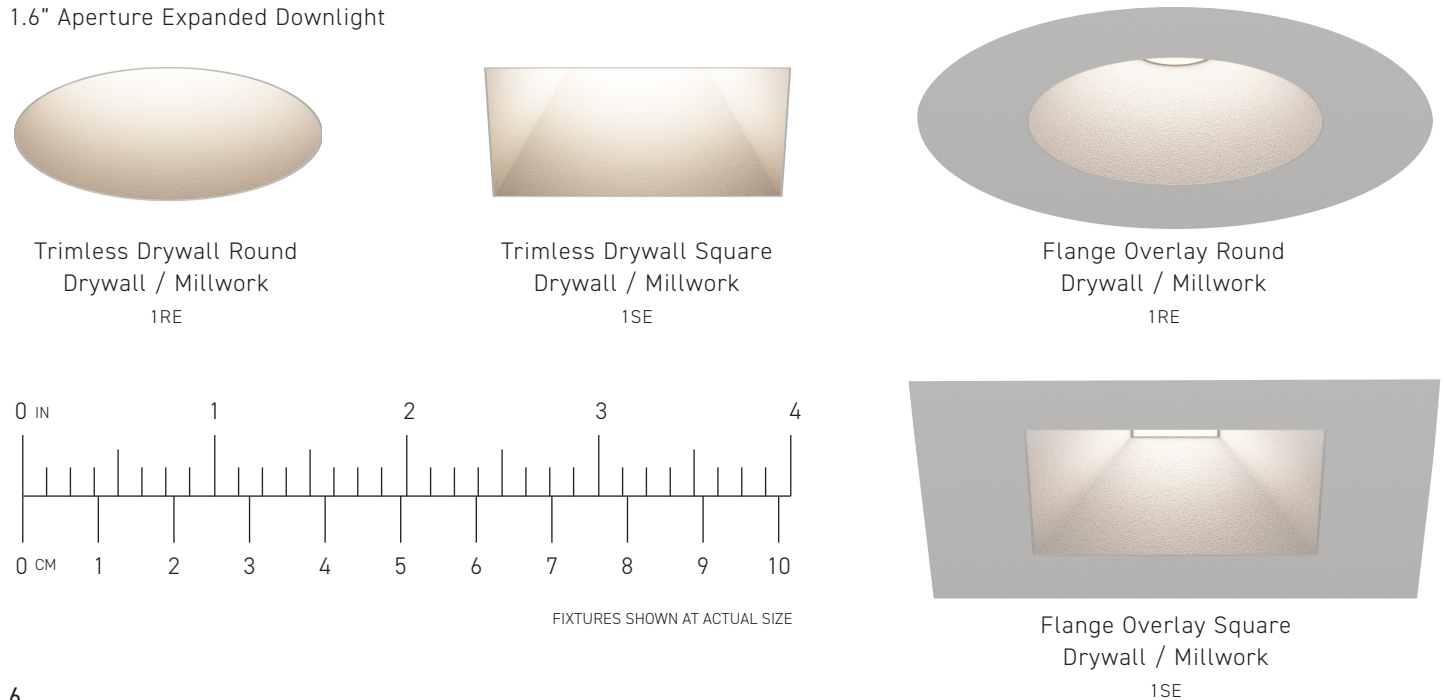
### 1 SERIES

1.0" Aperture Petit Downlight



### 1 SERIES

1.6" Aperture Expanded Downlight




FIXTURES SHOWN AT ACTUAL SIZE

## ELEGANT FINISHES FOR OPTIMAL CUSTOMIZATION

### POWDERCOAT BAFFLE + FLANGE



### PLATED FLANGE ONLY



### FIXTURE FINISHES

The full range of powdercoat options, as well as Alumina Finishes by Lucifer Lighting, allow for optimal customization while reducing baffle glare.

### ALUMINA BAFFLE + FLANGE



\*0 SERIES BAFFLE IS ONLY AVAILABLE IN BLACK POWDERCOAT

PAIR THIS MICRODOWNLIGHT  
WITH OUR OTHER LUMINAIRES  
TO ELEVATE ANY SPACE

1 Series Round Trimless Conceptual  
Rendering with STELLR Surface Mount



## MINIMAL SCALE, MAXIMUM FLEXIBILITY

We engineer our housings to be as compact as possible, for maximum ceiling depth flexibility.

	0 Series (0.5")	1 Series (1.0")	1 Series (1.6")	1 Series (1.0") Adjustable	1 Series (1.6") Adjustable
Delivered Lumens	156 Lm - 1041 Lm	151 Lm - 1011 Lm	151 Lm - 1017 Lm	121 Lm - 889 Lm	123 Lm - 908 Lm
Beam Angles	20°, 30°, 40°	20°, 30°, 40°	20°, 30°, 40°	53°	20°, 30°, 40°
Glare Cut-Off Angle	32°	50°	53°	45°	45°
Remodel Heat Sink Depth	1.25" or 2"	1.25" or 2"	2"	3.9"	3.9"
Housing Depth	3.5"	3.5"	3.5"	4.63"	4.63"



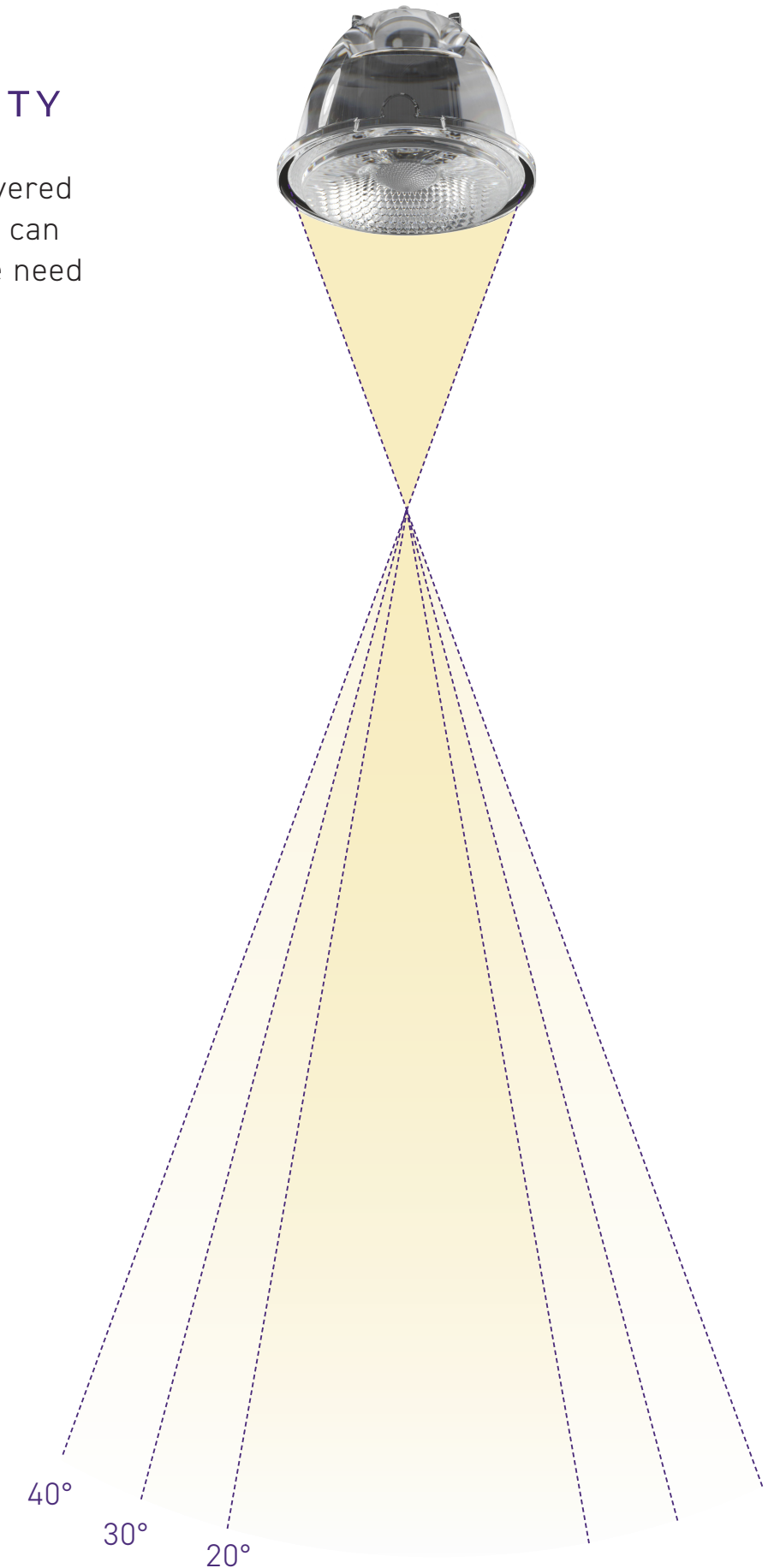
### DRIVER ACCESSIBILITY

All housings feature options for integral and remote drivers. For our smallest 0 Series trimless alternative, there is the choice to specify an integral driver with a clean "controlled break" for accessibility.



## SMALL, BUT MIGHTY

With over 1,000 potential delivered lumens, these tiny downlights can illuminate a space without the need for additional fixtures.



### CROSSBEAM INNOVATION

All the 0 and 1 Series variations have beam angle options of 20°, 30°, and 40°.

For maximum visual comfort, the 1 Series features exceptionally low glare with UGR ratings between 2 and 10\*.

\*90+ CRI, 3,000K CCT WITH 40° OPTIC



Actual Size



**LUCIFER**  
LIGHTING COMPANY

[luciferlighting.com](http://luciferlighting.com)

©2024 Lucifer Lighting Company. All rights reserved.