



DESCRIPTION

A General

Small scale LED fitting with hidden fasteners; suitable for dry or wet, interior or exterior applications

B Special Features

Machined aluminum body; dimmable 3W AC LED (dimming by power supply); LED module is replaceable

C Effects Devices

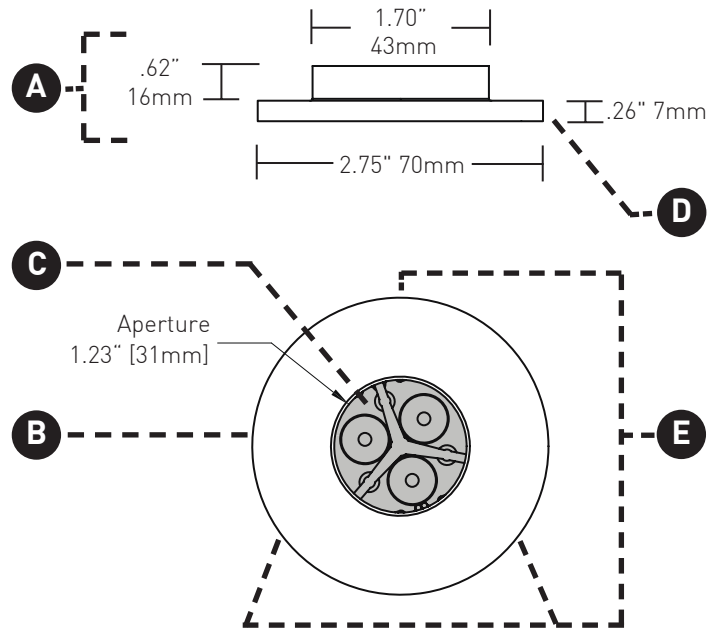
Standard with 20° spot proprietary lens (NSL-5) and soft focus lens (SFL-5); note on specification if either is not required; may accept one effects device in place of soft focus lens; LPK-ALED-WELL only available with clear polycarbonate lens; consult factory for availability of colored gels and flood and wide flood configurations

D Mounting

Semi-recessed mount; thickness over mounting plane is .26" (7mm); for wet location and well-light applications see page 2

E Retention

Mounting screws included and concealed by machined screw-on cover; fitting requires minimum panel depth of .75" (19mm) to fully conceal fitting and provide adequate remaining material in panel after boring



TECHNICAL

CONSTRUCTION

Fitting: Machined aluminum

Mounting: Back box is thermoplastic polymer (see page 2)

ELECTRICAL

Fixture is pre-wired with 18 AWG 10' (3m) lead. The system requires a proprietary remote driver assembly (PSA-60-12H dimmable power supply with hardwire transformer or PSA-60-12P plug-in transformer (must meet transformer's minimum wattage requirement), each order separately). Maximum recommended run length is 30' (9.1m) with 18 AWG wire (consult factory for custom lengths). Each power supply is capable of powering up to 18 luminaires. See page 3 for AC power supplies.

LED

The standard 3W AC LED is available in color temperatures of 3200 °K (15.2 lm/watt) and 4700 °K. Average rated lamp life of 50,000+ hours.

LISTING

ETL listed for dry, damp, wet and marine locations; CE marked; LPK-ALED is IP10 rated; LPK-ALED-WET is IP65 rated; LPK-ALED-WELL is IP67 rated

WARRANTY

Manufacturer's one year warranty guarantees product(s) listed to be free from defects in material workmanship under normal use and service. Warranty is conditional upon use of manufacturer supplied transformer or ballast.

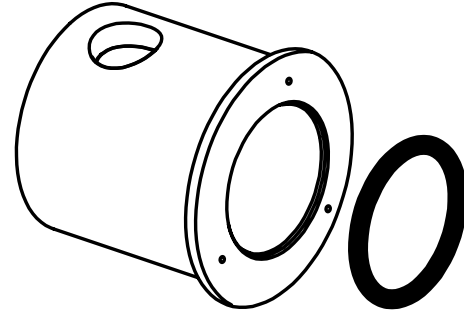
ORDERING INFORMATION (fitting)

SERIES		COLOR TEMP	FINISH	ALTERNATE EFFECTS DEVICE
LPK-ALED	Standard PukLED	3K 3200 °K	A Clear Anodized Aluminum	<input type="checkbox"/> WTL-5 Warm Tone Lens
LPK-ALED-WET	PukLED with sealed lens for wet location (SGL-5 & HCL-5 unavailable) (see page 2)	5K 4700 °K	W White Powdercoat	<input type="checkbox"/> CGL-5 Clear Glass Lens
LPK-ALED-WELL	PukLED for well-light application (sealed clear polycarbonate lens only) (see page 2)		B Black Anodized Aluminum	<input type="checkbox"/> SGL-5 Spread Glass Lens
				<input type="checkbox"/> FGL-5 Frosted Glass Lens
				<input type="checkbox"/> LSL-5 Linear Spread Lens
				<input type="checkbox"/> HCL-5 Honeycomb Louver

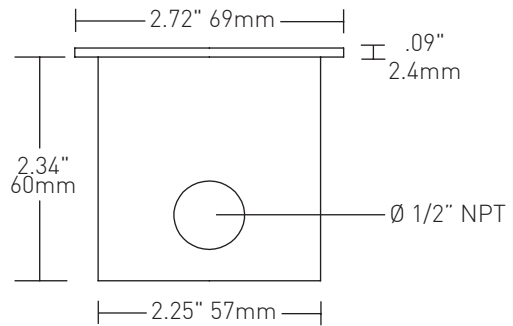
WET LOCATION AND WELL-LIGHT FITTINGS

PukLED available for use in wet locations (IP65 rated) and as an in-grade well-light (IP67 rated; not submersible). These fittings feature sealed lenses: soft focus glass on LPK-ALED-WET (consult factory if a sealed lens is required other than soft focus) and impact resistant clear polycarbonate on LPK-ALED-WELL. Fittings include gaskets for use with PLA-BB back box, which is recommended with LPK-ALED-WET and comes standard with LPK-ALED-WELL.

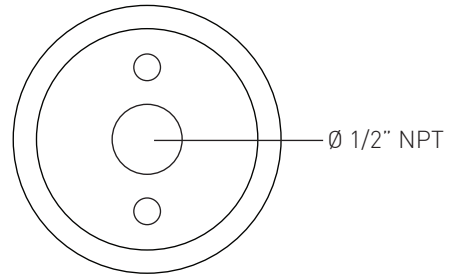
PLA-BB



Side View



Bottom View



ORDERING INFORMATION (mounting)

--

MOUNTING OPTION

PLA-BB Back Box assembly for wet location installations
 (Recommended for use with LPK-ALED-WET
 Included with LPK-ALED-WELL)

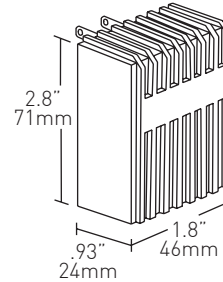


DESCRIPTION

PSA-60-12P

Power supply for plug-in applications, Class II 120V primary, 12V secondary, 60W capacity electronic transformer (non dimmable).

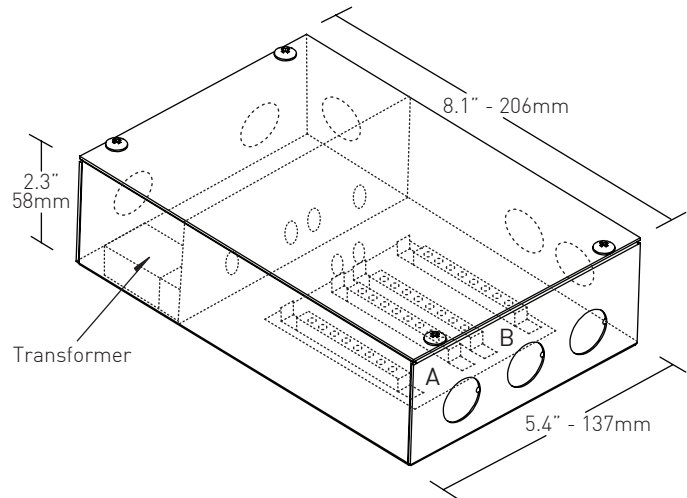
PSA-60-12P



PSA-60-12H

Dimmable power supply for hardwire applications. Consists of a steel compartment with integral conventional Class II 120V primary, 12V secondary, 60W capacity electronic transformer and integral terminal block. 18 luminaires may be wired to any one power supply, with a maximum of 9 per channel (A or B), in either a home run or parallel method.

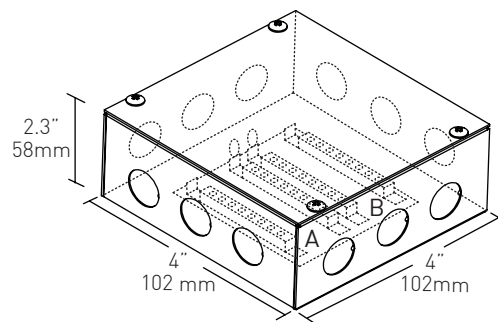
PSA-60-12H



PSA-DB

Non-powered distribution box recommended for power management if plug-in power supply is chosen. Steel compartment includes integral terminal block. 18 luminaires may be wired to any one power supply, with a maximum of 9 per channel (A or B), in either a home run or parallel method.

PSA-DB



ORDERING INFORMATION (power supply)

--

POWER SUPPLY OPTION

- PSA-60-12P** Plug-in transformer (non dimmable)
- PSA-60-12H** Dimmable power supply with hardwire transformer
- PSA-DB** Distribution box for use with plug-in transformer