

INSTALLATION & SERVICING INSTRUCTIONS

STELLR® PENDANT

RECESSED AND SURFACE MOUNT DOWNLIGHT AND WAVEGUIDE FIXTURE

SERVICING NOTES

Read all instructions before servicing fixture.

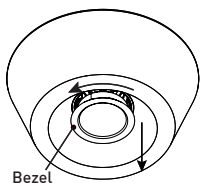
Disconnect power before servicing fixture.

Wear clean non-abrasive gloves when handling fixture.

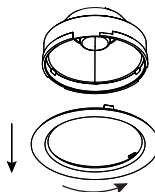
The light source contained in this luminaire shall only be replaced by the manufacturer or his service agent or a similar qualified person.

EFFECTS DEVICE AND OPTIC REPLACEMENT

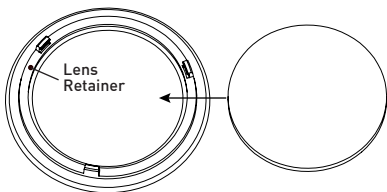
Carefully grasp bezel and rotate counter-clockwise to remove optic/effects device assembly.



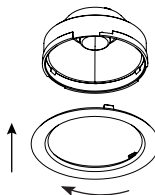
Remove bezel from optic assembly by rotating counter-clockwise



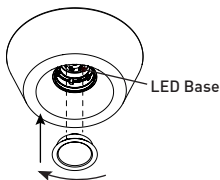
Change or install effects device by placing it inside of the lens retainer.



Install bezel assembly to optic assembly by rotating clockwise.



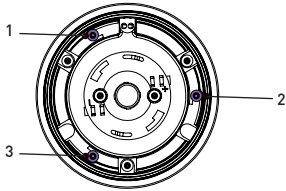
Install entire assembly to LED base by rotating clockwise ensuring both feet properly engage.



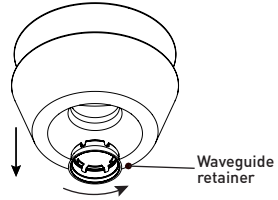
SERVICING INSTRUCTIONS

WAVEGUIDE REPLACEMENT

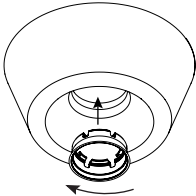
With Bezel and Optic Assembly removed, loosen the highlighted waveguide retainer screws.



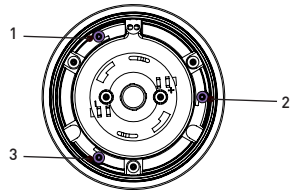
While holding the waveguide, remove the waveguide retainer by rotating counter-clockwise and lower the waveguide.



Replace waveguide and lock into place by raising waveguide retainer and rotating clockwise onto screws.

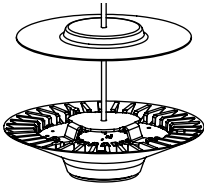


Tighten the highlighted retainer screws. Reinstall Optic Assembly and Bezel.

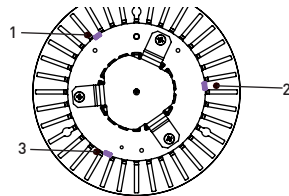


REFLECTOR REPLACEMENT

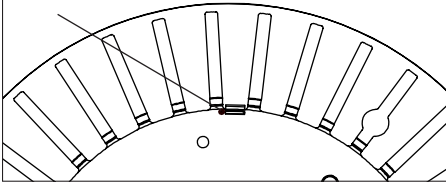
With fixture uninstalled and Waveguide removed, lift canopy cover off of canopy.



With fixture uninstalled and Waveguide removed, release highlighted locking tabs and remove reflector.



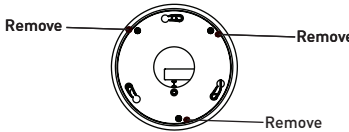
Replace reflector ensuring locking tabs engage as shown below. Place canopy cover on canopy, reinstall Waveguide, reinstall fixture.



SERVICING INSTRUCTIONS

SURFACE MOUNT DRIVER REPLACEMENT

With fixture uninstalled, remove three screws and cover plate.

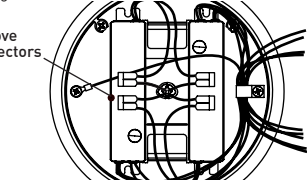


Remove

Remove

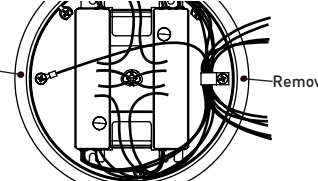
Remove

Remove connectors from downlight and volumetric LED wiring. Ensure downlight and volumetric labeling is not removed from wiring.



Remove Connectors

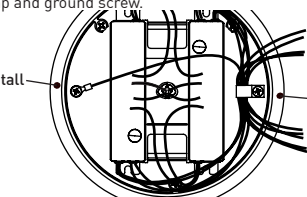
Remove wiring clamp and ground screw. Release driver(s) from mounting plate carefully prying them up, remove from canopy.



Remove

Remove

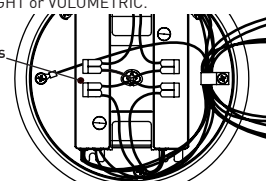
Peel film off of tape on bottom of driver(s). Install driver(s) on mounting plate, press firmly to secure. Install wiring clamp and ground screw.



Install

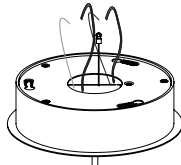
Install

Make Downlight and Volumetric pendant wiring connections using connectors previously removed, reference wiring diagrams on page 5. All wiring is labeled DOWNLIGHT or VOLUMETRIC.




Install Connectors

Guide line/mains and control wiring through cover plate. Re-install cover plate and three screws.



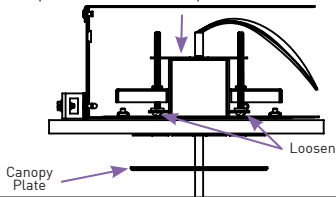
Attach safety lanyard and make electrical connections according to the diagrams shown on page 4. Reinstall Fixture.



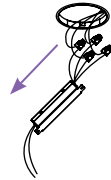
SERVICING INSTRUCTIONS

RECESSED MOUNT DRIVER REPLACEMENT

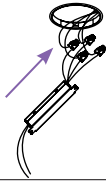
Lower canopy plate. Loosen retaining screws and rotate retaining arms inward, lower retaining cartridge and remove quick connectors from pendant cable.



Reach into aperture and release driver(s) from Velcro to remove from housing. Disconnect line/mains and control wiring.

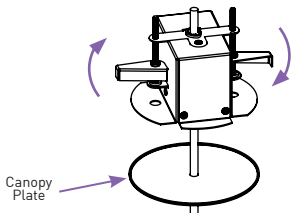


Replace driver, make line/mains and control wiring connections. Raise driver(s) through aperture and secure to Velcro.

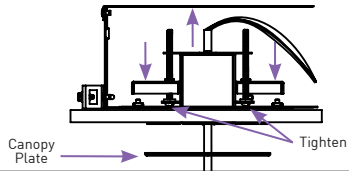


Make wiring connections from driver to pendant referring to the wiring diagrams on page 5 using customer supplied connectors.

Rotate the retaining arms inward.



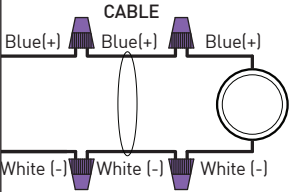
Raise retaining cartridge into the housing, rotate retaining arms outward, and tighten retaining screws until the bottom of the cartridge is flush with the ceiling plane. Raise canopy plate.



SERVICING INSTRUCTIONS

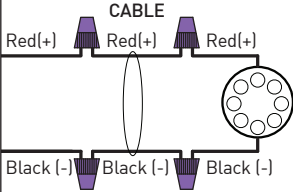
DOWNLIGHT DRIVER

"PH" Integral ELV / TRIAC*
***(Leave 0-10V wiring capped off)**
 "SG" Integral eldo ECOdrive 0-10V Logarithmic
 "SN" Integral eldo ECOdrive 0-10V Linear
 "IG" Integral 0-10V Logarithmic
 "IN" Integral 0-10V Linear
 "TR" Remote ELV / TRIAC
 "LP" Remote Lutron Hi-Lume Premier EcoSystem
 "ED" Integral eldo SOLOdrive DALI*
***(Requires separate channel DALI programming for independent dimming of sources)**
 "EG" Integral eldo SOLOdrive 0-10V Logarithmic
 "EN" Integral eldo SOLOdrive 0-10V Linear



VOLUMETRIC DRIVER

"PH" Integral ELV / TRIAC*
***(Leave 0-10V wiring capped off)**
 "SG" Integral eldo ECOdrive 0-10V Logarithmic
 "SN" Integral eldo ECOdrive 0-10V Linear
 "IG" Integral 0-10V Logarithmic
 "IN" Integral 0-10V Linear
 "TR" Remote ELV / TRIAC
 "LP" Remote Lutron Hi-Lume Premier EcoSystem
 "ED" Integral eldo SOLOdrive DALI*
***(Requires separate channel DALI programming for independent dimming of sources)**
 "EG" Integral eldo SOLOdrive 0-10V Logarithmic
 "EN" Integral eldo SOLOdrive 0-10V Linear



LINE DIMMING

120 Volt ELV/TRIAC Dimmer PH, TR

Hot / Black

Neutral / White

Ground / Green

ANALOG & DIGITAL

To EcoSystem or DALI Digital Link -OR- To 0-10V Dimmer

Consult Approved Dimmer list to ensure compatibility.

Install in accordance with dimmer manufacturer's installation guidelines.

NOTE: Control must switch primary for full off.

Purple (+)

Pink (-)

Ground / Green

Neutral / White

LINE DIMMING

120 Volt ELV/TRIAC Dimmer PH, TR

Hot / Black

CHEMICALS & SOLVENTS

CHEMICALS, SOLVENTS, ETC.			Resistant	Limited Resistance	Not Resistant	Resistant	Limited Resistance	Not Resistant	Resistant	Limited Resistance	Not Resistant	
						Ethyl alcohol, to 15%	X			Phosphoric acid, to 10%	X	
Acetic acid, glacial			X			Ethyl alcohol, 15-30%		X		Phosphorus		X
Acetic acid, to 25%		X				Ethyl alcohol, above 30%		X		Phosphorus trichloride		X
Acetic acid, 5% [vinegar]	X					Ethyl bromide		X		Picric acid 1% in water	X	
Acetone			X			Ethyl butyrate		X		Potassium carbonate	X	
Alum	X					Ethylene bromide		X		Potassium chloride	X	
Aluminium chloride	X					Ferric chloride	X			Potassium cyanide	X	
Aluminium oxalate	X					Ferrous chloride	X			Potassium dichromate	X	
Aluminium sulphate	X					Ferrous sulphate	X			Potassium hydroxide	X	
Ammonia, aqueous solution	X					Formic acid, to 2%	X			Potassium nitrate	X	
Ammonium sulphate	X					Formic acid, to 40%		X		Potassium permanganate	X	
Amyl acetate			X			Glycerol	X			Silicon tetrachloride		X
Aniline			X			Glycol	X			Silver nitrate	X	
Arsenic	X					Heptane	X			Soap Solution	X	
Arsenic acid	X					Hexane	X			Soda	X	
Battery acid	X					Hydrochloric acid	X			Sodium bisulphite	X	
Benzaldehyde			X			Hydrofluoric acid, to 20%	X			Sodium carbonate	X	
Benzene			X			Hydrogen peroxide, to 40%	X			Sodium chlorate	X	
Bromine			X			Hydrogen peroxide, over 40%		X		Sodium chloride	X	
Butanol		X				Iodine	X			Sodium hydroxide	X	
Butyl lactate			X			Isopropyl alcohol, to 50%		X		Sodium hypochlorite	X	
Butyric acid, to 5%	X					Lactic acid, to 80%		X		Sodium sulphate	X	
Calcium chloride	X					Magnesium chloride	X			Sodium sulphide	X	
Calcium hypochlorite	X					Magnesium sulphate	X			Stearic acid	X	
Carbon disulphide			X			Manganese sulphate	X			Sulphur	X	
Carbon tetrachloride			X			Mercury	X			Sulphur dioxide, liquid		X
Chlorinated hydrocarbons						Methanol, absolute		X		Sulphuric acid, to 30%	X	
Chlorine, liquid			X			Methanol, to 15%		X		Sulphurous acid conc.		X
Chlorine water		X				Methyl ethyl ketone		X		Sulphurous acid, to 5%	X	
Chloroethyl acetate			X			Methylated spirits		X		Sulphuryl chloride	X	
Chlorophenol			X			Milk of lime	X			Tartaric acid, to 50%	X	
Chromic acid		X				Monobromonaphthalene	X			Thionyl chloride		X
Citric acid, to 20%	X					Motor fuel, benzene-free	X			Toluene		X
Copper sulphate	X					Motor fuel, with benzene		X		Triethylamine	X	
Cresol			X			Nickel sulphate	X			Trichloroacetic acid		X
Cyclohexane	X					Nitric acid, to 20%	X			Tricresyl phosphate	X	
Diacetone alcohol			X			Nitric acid, 20-70%		X		Turpentine		X
Diamyl phthalate		X				Nitric acid, over 70%		X		Turpentine substitute		X
Dibutyl phthalate			X			Oxalic acid	X			Urea, to 20%	X	
Diethylene glycol	X					Paraffin		X		Xylene		X
Dioxane			X			Perchloroethylene		X		Zinc sulphate, aqueous		X
Ether			X			Petroleum ether	X			Zinc sulphate, solid	X	
Ethyl acetate			X			Phenols		X				

[DATE OF REV: 04212025]