


# SURFACE TRACK

PROJECT NAME:

TYPE:

## TRACK COMPONENTS

Highlight art, objects, places, spaces, seating areas, and architectural details with a classic profile that offers easy-to-adjust, in-field versatility.

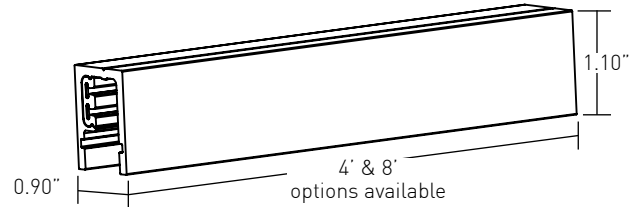


### SURFACE TRACK

Straight, isolated, 4' or 8', field cuttable. Requires connection to electrical feed-connector or current limiter, and is available with multiple connectors to support varying configurations.

**Qty.**

- TCS - TRACK - 14 - \*\* 4' Length
- TCS - TRACK - 18 - \*\* 8' Length

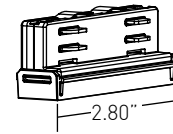


### JUMPER

Joins two straight surface track components to form a longer, continuous track system.

**Qty.**

- TCS - CON - JUMPER - \*\*



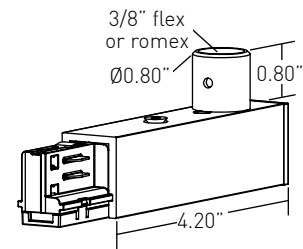
## ELECTRICAL FEED CONNECTORS

### LEFT END LIVE FEED CONNECTOR

Left end, live feed connector can be fed by MC Cable or Romex Wire directly. Connects to a single surface track component. Includes (1) TCS-CON-DER-\*\*-\*\* dead-end fitting.

**Qty.**

- TCS - LIVE - END - \*\*

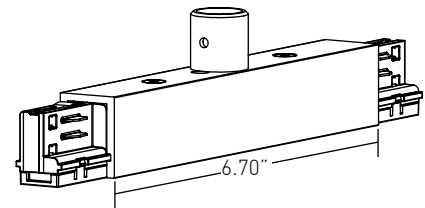


### INLINE LIVE FEED CONNECTOR

Inline, live feed connector can be fed by MC Cable or Romex Wire directly. Allows for the joining of two surface track components. Includes (1) TCS-CON-DEL-\*\*-\*\* and (1) TCS-CON-DER-\*\*-\*\* dead-end fittings.

**Qty.**

- TCS - LIVE - INLINE - \*\*

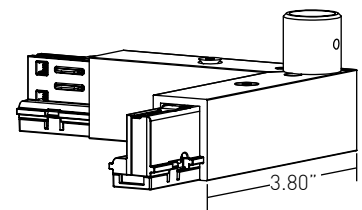


### CORNER LIVE FEED CONNECTOR

Corner, live feed connector can be fed by MC Cable or Romex Wire directly. Allows for two surface track components to be joined at a 90° angle. Includes (1) TCS-CON-DEL-\*\*-\*\* and (1) TCS-CON-DER-\*\*-\*\* dead-end fittings.

**Qty.**

- TCS - LIVE - CORNER - \*\*



\*\* Track component color: Specify **WH** for white or **BK** for black.

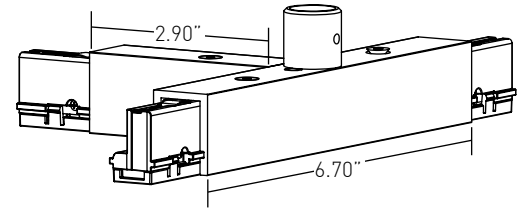
# SURFACE TRACK

## T LIVE FEED CONNECTOR

T, live feed connector can be fed by MC Cable or Romex Wire directly. Allows for three surface track components to be joined inline and at a 90° angle. Includes (2) TCS-CON-DEL-\*\* and (1) TCS-CON-DER-\*\* dead-end fittings.

### Qty.

\_\_\_  TCS - LIVE - T - \*\*

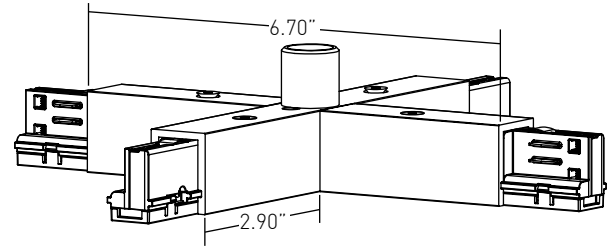


## X LIVE FEED CONNECTOR

X, live feed connector can be fed by MC Cable or Romex Wire directly. Allows for four surface track components to be joined inline and at a 90° angle. Includes (2) TCS-CON-DEL-\*\* and (2) TCS-CON-DER-\*\* dead-end fittings.

### Qty.

\_\_\_  TCS - LIVE - X - \*\*

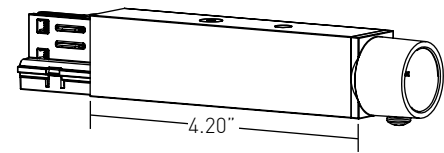


## LEFT END CONDUIT FEED CONNECTOR

Left end, live feed connector available for ceiling mount conduit. Includes adaptors for 1/2" and 3/4" EMT conduit and 1/2" flex conduit. Connects to a single surface track component. Includes (1) TCS-CON-DER-\*\* dead-end fitting.

### Qty.

\_\_\_  TCS - CONDUIT - END - \*\*

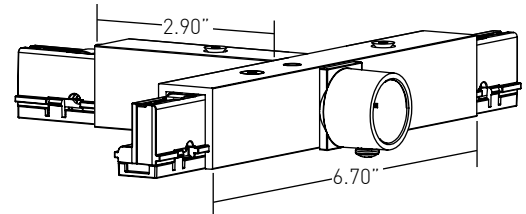


## T CONDUIT FEED CONNECTOR

T, live feed connector available for ceiling mount conduit. Includes adaptors for 1/2" and 3/4" EMT conduit and 1/2" flex conduit. Allows for three surface track components to be joined inline and at a 90° angle. Includes (2) TCS-CON-DEL-\*\* and (1) TCS-CON-DER-\*\* dead-end fittings.

### Qty.

\_\_\_  TCS - CONDUIT - T - \*\*

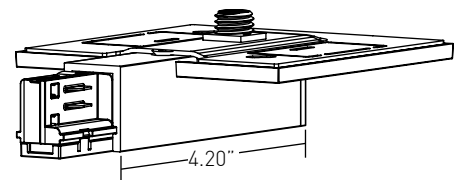


## END JUNCTION BOX CONNECTOR

Left end, j-box mounting plate mounts directly to bottom of customer supplied 4" Octagon box. Connects to a single surface track component. Not for use with surface mount j-box. Includes (1) TCS-CON-DER-\*\* dead-end fitting.

### Qty.

\_\_\_  TCS - JBOX - END - \*\*

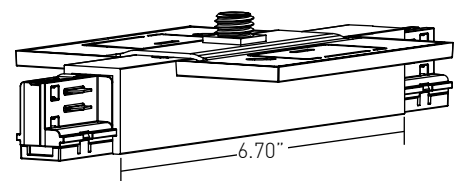


## INLINE JUNCTION BOX CONNECTOR

Inline, j-box mounting plate mounts directly to bottom of customer supplied 4" Octagon box. Allows for the joining of two surface track components. Includes (1) TCS-CON-DEL-\*\* and (1) TCS-CON-DER-\*\* dead-end fittings. Not for use with surface mount j-box.

### Qty.

\_\_\_  TCS - JBOX - INLINE - \*\*



\*\* Track component color: Specify **WH** for white or **BK** for black.

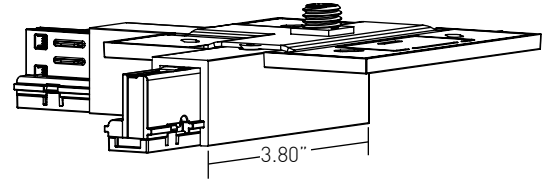
# SURFACE TRACK

## CORNER JUNCTION BOX CONNECTOR

Corner, j-box mounting plate mounts directly to bottom of customer supplied 4" Octagon box. Allows for the joining of two surface track components at a 90° angle. Not for use with surface mount j-box. Includes (1) TCS-CON-DEL-\*\* and (1) TCS-CON-DER-\*\* dead-end fittings.

**Qty.**

\_\_\_ □ TCS - JBOX - CORNER - \*\*

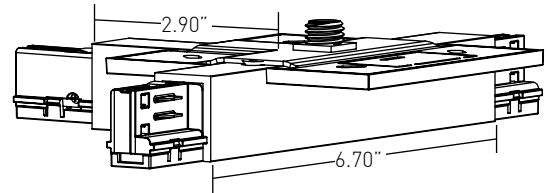


## T JUNCTION BOX CONNECTOR

T, j-box mounting plate mounts directly to bottom of customer supplied 4" Octagon box. Allows for three surface track components to be joined inline and at a 90° angle. Not for use with surface mount j-box. Includes (2) TCS-CON-DEL-\*\* and (1) TCS-CON-DER-\*\* dead-end fittings.

**Qty.**

\_\_\_ □ TCS - JBOX - T - \*\*



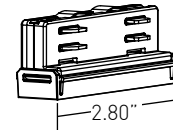
## TRACK COUPLER CONNECTORS

### JUMPER

Joins two straight surface track components to form a longer, continuous track system.

**Qty.**

\_\_\_ □ TCS - CON - JUMPER - \*\*

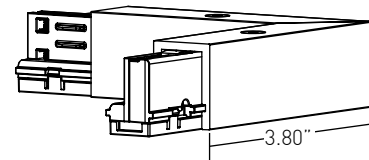


### CORNER CONNECTOR

Joins two straight surface track components at a 90° angle to form a longer, continuous track system.

**Qty.**

\_\_\_ □ TCS - CON - CORNER - \*\*

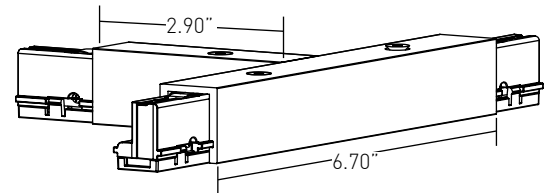


### T CONNECTOR

Joins three straight surface track components inline and at a 90° angle to form a longer, continuous track system. Includes (1) TCS-CON-DEL-\*\* and (1) TCS-CON-DER-\*\* dead-end fittings.

**Qty.**

\_\_\_ □ TCS - CON - T - \*\*

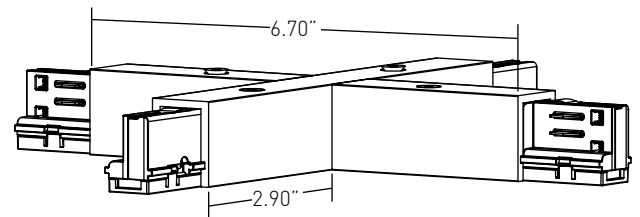


### X CONNECTOR

Joins four sections of track to form a longer, continuous track system. Includes (2) TCS-CON-DEL-\*\* and (1) TCS-CON-DER-\*\* dead-end fittings.

**Qty.**

\_\_\_ □ TCS - CON - X - \*\*



\*\* Track component color: Specify **WH** for white or **BK** for black.

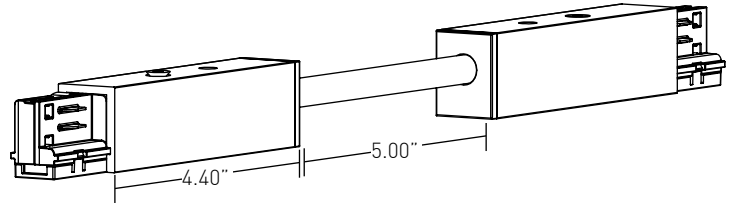
# SURFACE TRACK

## FLEXIBLE CONNECTOR

Joins two straight surface track components with a flexible connector to form a longer, continuous track system.

### Qty.

\_\_\_  TCS - CON - FLEX - \*\*

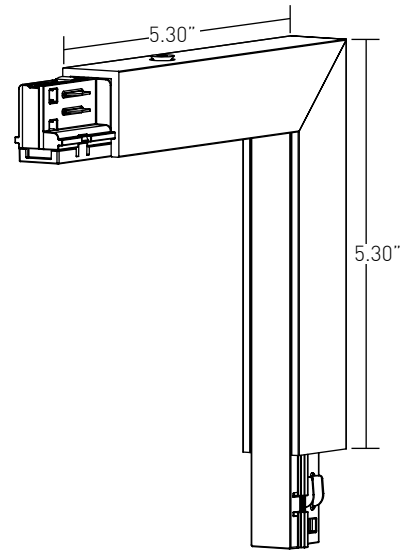


## VERTICAL CONNECTOR

Joins two straight surface track components transitioning from the ceiling to the wall to form a longer, continuous track system.

### Qty.

\_\_\_  TCS - CON - VERTICAL - \*\*



## ACCESSORIES

### Qty.

- \_\_\_  TC - CSINK      Countersink and drill tool guide
- \_\_\_  TC - CVR - 8 - \*\*      Track gap cover, 8' (can be field cut)
- \_\_\_  TCS - CON - DEL - \*\*      Left dead-end fitting, included with power feeds as noted above.
- \_\_\_  TCS - CON - DER - \*\*      Right dead-end fitting, included with power feeds as noted above.

\*\* Track component color: Specify **WH** for white or **BK** for black.

# SURFACE TRACK

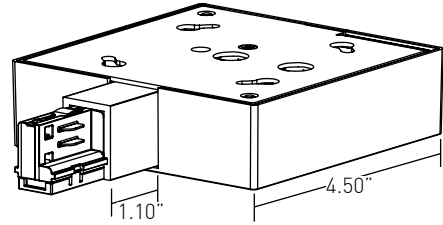
## CURRENT LIMITERS

### LEFT END CURRENT LIMITER

Left end, current limiter, j-box mounting plate mounts directly to bottom of customer supplied 4" Octagon box. Connects to a single surface track component. Not for use with surface mount j-box. Includes (1) TCS-CON-DER-\*\* dead-end fitting

**Qty.**

\_\_\_ □ TCS - CL - LL - CT12 - \*\* - ##

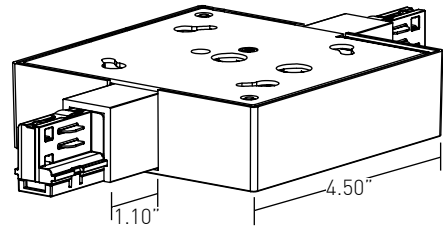


### INLINE CURRENT LIMITER

Inline, current limiter, j-box mounting plate mounts directly to bottom of customer supplied 4" Octagon box. Allows for the joining of two surface track components. Not for use with surface mount j-box. Includes (1) TCS-CON-DEL-\*\* and (1) TCS-CON-DER-\*\* dead-end fittings.

**Qty.**

\_\_\_ □ TCS - CL - LS - CT12 - \*\* - ##

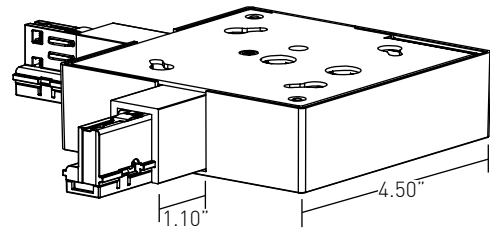


### CORNER CURRENT LIMITER

Corner, current limiter, j-box mounting plate mounts directly to bottom of customer supplied 4" Octagon box. Allows for the joining of two surface track components at a 90° angle. Not for use with surface mount j-box. Includes (1) TCS-CON-DEL-\*\* and (1) TCS-CON-DER-\*\* dead-end fittings.

**Qty.**

\_\_\_ □ TCS - CL - LC - CT12 - \*\* - ##

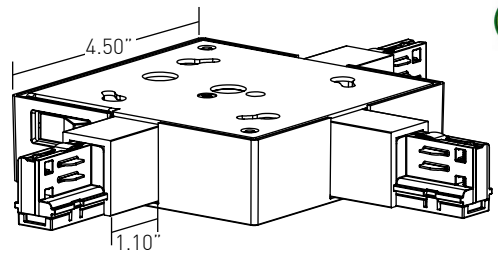


### T CURRENT LIMITER

T, current limiter, j-box mounting plate mounts directly to bottom of customer supplied 4" Octagon box. Allows for three surface track components to be joined inline and at a 90° angle. Not for use with surface mount j-box. Includes (2) TCS-CON-DEL-\*\* and (1) TCS-CON-DER-\*\* dead-end fittings.

**Qty.**

\_\_\_ □ TCS - CL - LT - CT12 - \*\* - ##



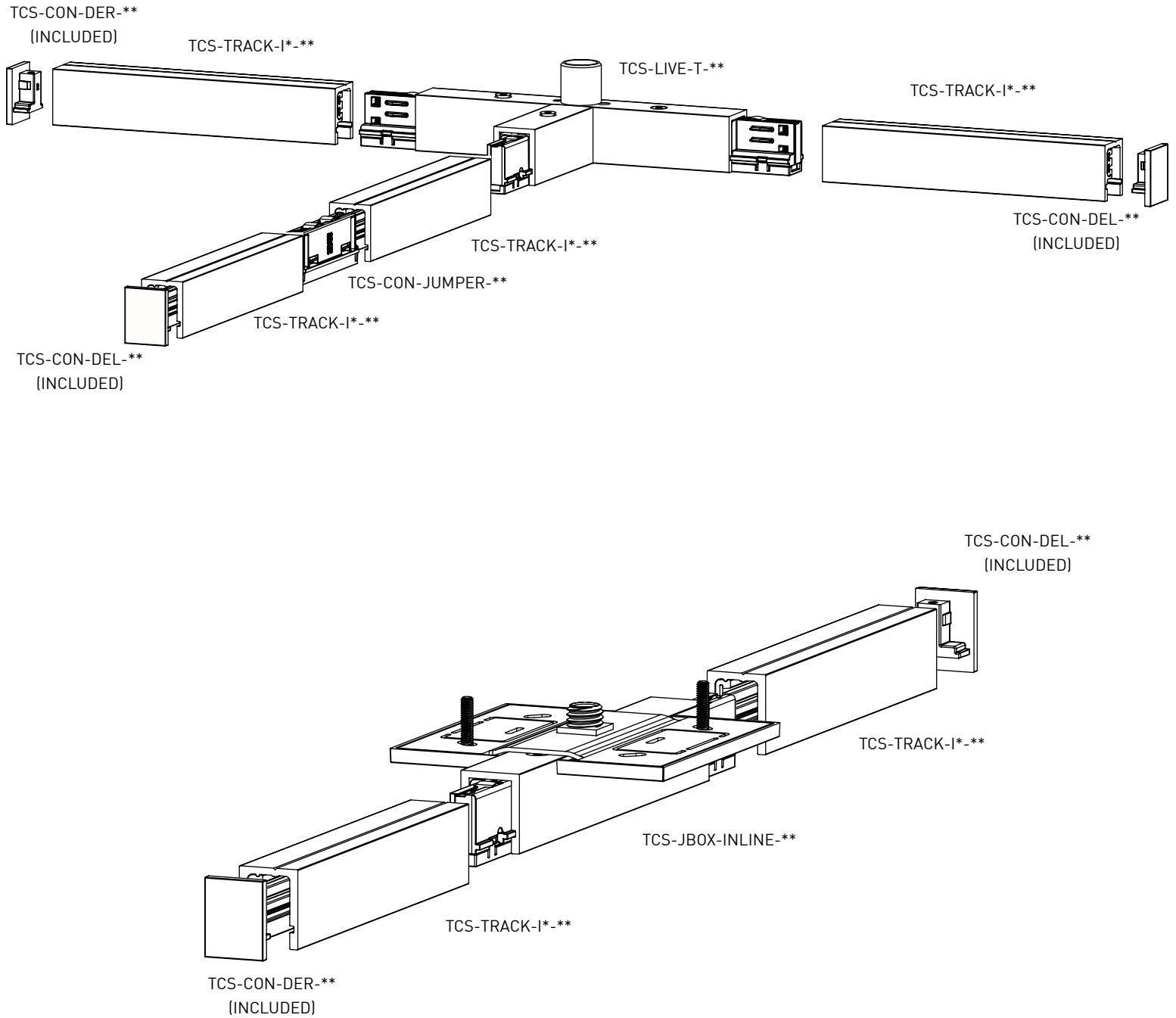
\*\* Track component color: Specify **WH** for white or **BK** for black.

## Current: Specify **05** for 0.5A, **10** for 1A, **15** for 1.5A, **20** for 2A, **25** for 2.5A, **30** for 3A, **50** for 5A, or **80** for 8A.

AMPERAGE	WATTAGE
0.5	60
1.0	120
1.5	180
2.0	240
2.5	300
3.0	360
5.0	600
8.0	960

# SURFACE TRACK

## SPECIFICATION GUIDE



# SURFACE TRACK

## TECHNICAL

### CONSTRUCTION

Track & Track Connectors: Extruded aluminum; painted finishes are granulated powder coat.

### POWER

Must utilize current limiter connector or panel based current limiter (supplied by others), if needed. Available for use with 120V single circuit only. Track powered via live feed connectors or j-box mounting plate connectors. At least one live feed or junction box connector must be selected to provide power to track assembly.

### MOUNTING

Track may be mounted to any horizontal surface. Track and Track Components specified separately according to field application conditions. J-box mounting plate connectors provide a minimalist transition from customer supplied 4" Octagon box and accommodates ceiling thicknesses of 0.44" (12mm) to 0.75" (20mm).

### LISTING

cTUVus listed to UL1598 standard for Dry locations. Title 24 JA8-2019 Listed.

### DECLARE

LBC Red List Approved.

### TRACK HEADS

Surface Track is compatible with all Lucifer Lighting Track Heads, specified separately.

### WARRANTY

Manufacturer's 1-year warranty guarantees product(s) listed to be free from defects in material and workmanship under normal use and service. Warranty period begins from the date of shipment by Seller. Consult website for full warranty terms and conditions.

### CHANGE LOG

1.05/12/2023: ADDED LBC RED LIST APPROVED.

