


SUSPENDED CABLE TRACK UPLIGHT

PROJECT NAME:	TYPE:
---------------	-------



TRACK COMPONENTS

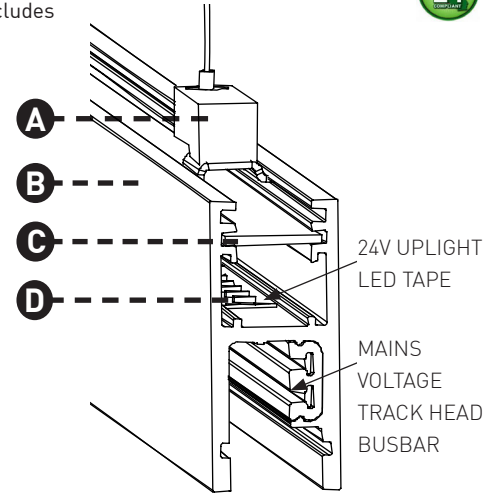
Track system, which is field cuttable, includes leveling bracket allowing for balance with aircraft cable suspension. 24V uplight LED tape and integral mains voltage busbar, providing independent control of uplight and track heads.

UPLIGHT PENDANT TRACK

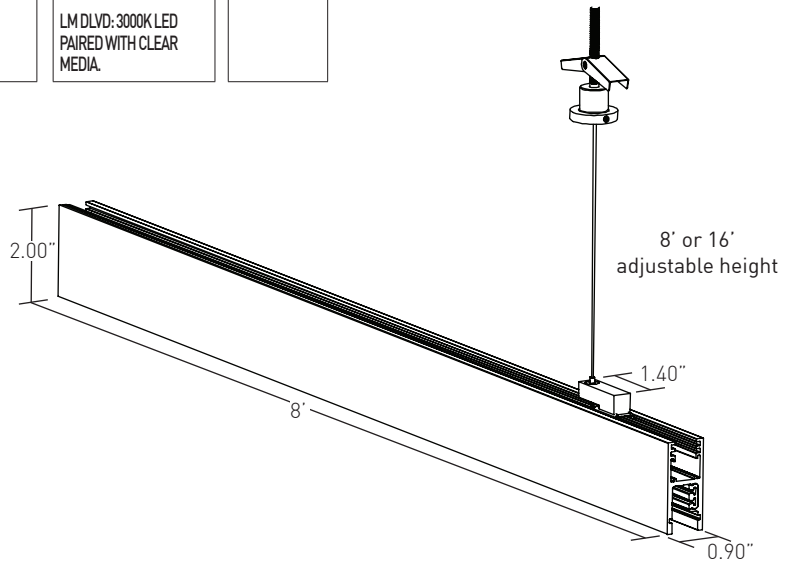
Uplight pendant track, 8' length, field cuttable. Requires electrical feed connector with uplight power supply. Includes mechanical suspension kit with adjustable 8' or 16' height.



ASSEMBLY	HEIGHT	FINISH	UPLIGHT CRI	UPLIGHT CCT	UPLIGHT WATTAGE	EFFECTS DEVICE
TCU-TRACK-18			90			
PENDANT UPLIGHT TRACK 8' SECTION	08 8' Suspension 16 16' Suspension	WH White BK Black	90 90+ CRI	STATIC WHITE 24 2400K 27 2700K 30 3000K 35 3500K 40 4000K WARM DIM WD 3000K - 1900K	STATIC WHITE 2 2W per FT 160 LM DLVD per foot 4 4W per FT 310 LM DLVD per foot WARM DIM 3 3W per FT 3000K: 197 LM DLVD per foot 1900K: 3 LM DLVD per foot LM DLVD: 3000K LED PAIRED WITH CLEAR MEDIA.	C Clear Media F Frosted Media



- A MECHANICAL DROP AND LEVELING BRACKET**
Mechanical suspension kit with adjustable 8' or 16' height. Toolless and intuitive leveling brackets allow the center of gravity to be adjusted with the swivel mechanism, maintaining a level track system with aircraft cable suspension. One included and required for each track section; additional kits can be ordered as accessories.
- B TRACK**
Slim profile aluminum extrusion in white or black powdercoat, featuring hidden primary voltage busbar and regressed channel for uplight.
- C EFFECTS DEVICE**
Runs length of track and is field cuttable.
- D UPLIGHT LED**
Consists of LED tape integrated into track section, field cuttable at 2" increments.



SPECIFICATION EXAMPLES

	POWER FEED	TRACK	CONNECTOR FOR MULTIPLE TRACK SECTIONS	UPLIGHT REMOTE DRIVER
INTEGRAL UPLIGHT DRIVER	TCU-LIVE-END-08-WH-S-060AT	TCU-TRACK-18-08-WH-90-30-4-F	TCU-JUMPER-WH	N/A
REMOTE UPLIGHT DRIVER	TCU-LIVE-END-08-BK-J	TCU-TRACK-18-08-BK-90-27-2-C	TCU-JUMPER-BK	PS-TCU-RMT-100-ED
INTEGRAL UPLIGHT DRIVER CURRENT LIMITER	TCU-CL-L-CT12-16-20-WH-C-100ND	TCU-TRACK-18-16-WH-90-40-4-F	TCU-JUMPER-WH	N/A
INTEGRAL UPLIGHT DRIVER CURRENT LIMITER	TCU-CL-L-CT12-10-BK-J	TCU-TRACK-18-16-BK-90-35-4-C	TCU-JUMPER-BK	PS-TCU-RMT-100-AT

SUSPENDED CABLE TRACK UPLIGHT

ELECTRICAL FEED CONNECTOR - INTEGRAL UPLIGHT DRIVER

CANOPY BASED POWER FEED

Uplight pendant canopy power feed kit. Connects to uplight pendant track system. Kit features live feed for mains voltage track and integral driver for track uplight providing for independent control, plus an adjustable mechanical suspension integrated into canopy. Available in 8' or 16' heights, each supplied with track end cap(s), model # TCU-CON-DEC-(finish).

A SURFACE MOUNT CANOPY ASSEMBLY

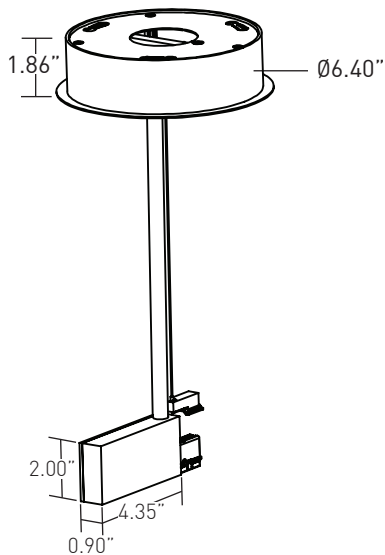
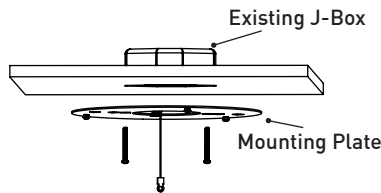
Surface Mount Canopy Assembly attaches to standard 3/0, 4/0 and 4" square j-boxes, incorporating concealed mounting hardware to create a clean and refined appearance.

B CMJB

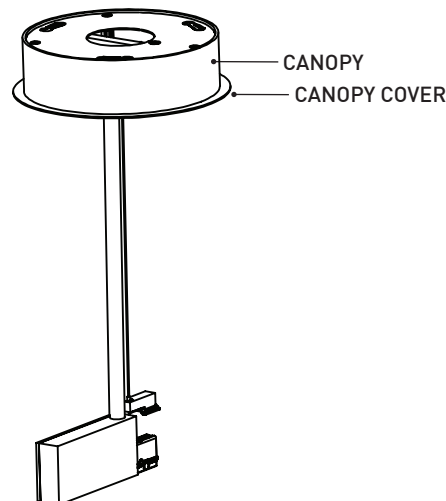
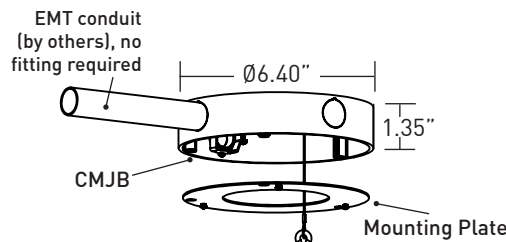
Ceiling mount junction box provides integrated look with Surface Mount Canopy Assembly (included), where conduit and junction boxes are installed exposed on finished ceiling plane. For use with 1/2" and 3/4" EMT conduit only. Features three conduit entrances at 12, 3, and 6 o'clock plus one conduit knockout on top. Blank off plugs included.

ASSEMBLY	CONNECTOR	HEIGHT	FINISH	MOUNTING TYPE	UPLIGHT WATTAGE	UPLIGHT DRIVER
TCU-LIVE						
PENDANT UPLIGHT TRACK LIVE POWER FEED	END Left Live End Connector (1 Track)	08 8' Suspension 16 16' Suspension	WH White BK Black	S Surface Mount Canopy Assembly C Ceiling Mount Junction Box (CMJB)* <i>*Includes "S" Surface Mount Canopy Assembly</i>	060 60 Watt 2W Uplight 28' max length 3W Uplight 21' max length 4W Uplight 14' max length	AT 120V 0-10V Analog PH 120V Leading / Trailing Edge
	CORNER Live Corner Connector (2 Track)				100 100 Watt 2W Uplight 48' max length 3W Uplight 36' max length 4W Uplight 24' max length	ND Non-Dimming NOTE: TRACK HEADS UTILIZE INTEGRAL PHASE DIMMABLE DRIVER
	TL Live T Connector (3 Track)					Leave blank for Remote Driver
	X Live X Connector (4 Track)					
					RMT Remote Driver, specified separately in remote driver section.	

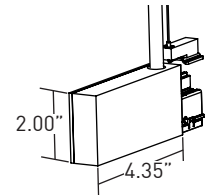
A SURFACE MOUNT CANOPY ASSEMBLY



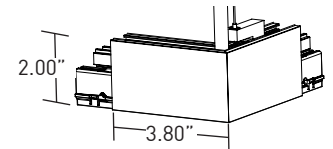
B CMJB W/ SURFACE MOUNT CANOPY ASSEMBLY



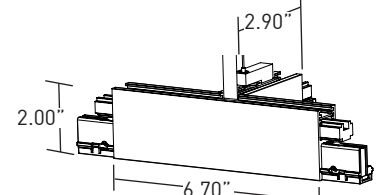
TCU-LIVE-END



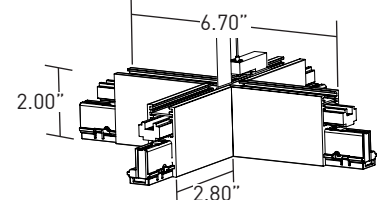
TCU-LIVE-CORNER



TCU-LIVE-TL



TCU-LIVE-X



SUSPENDED CABLE TRACK UPLIGHT

ELECTRICAL FEED CONNECTOR CURRENT LIMITER - INTEGRAL UPLIGHT DRIVER



CANOPY BASED CURRENT LIMITER POWER FEED

Left end, upright pendant canopy power feed kit. Connects to a single upright pendant track system. Kit features current limiter live end-feed for mains voltage track and integral driver for track upright providing for independent control, plus an adjustable mechanical suspension integrated into canopy. Available in 8' or 16' heights, each supplied with (1) track end cap, model # TCU-CON-DEC-(finish).

NOTE: Current limiter regulates track head wattage only. Uplight wattage is independent of track head load.

A SURFACE MOUNT CANOPY ASSEMBLY

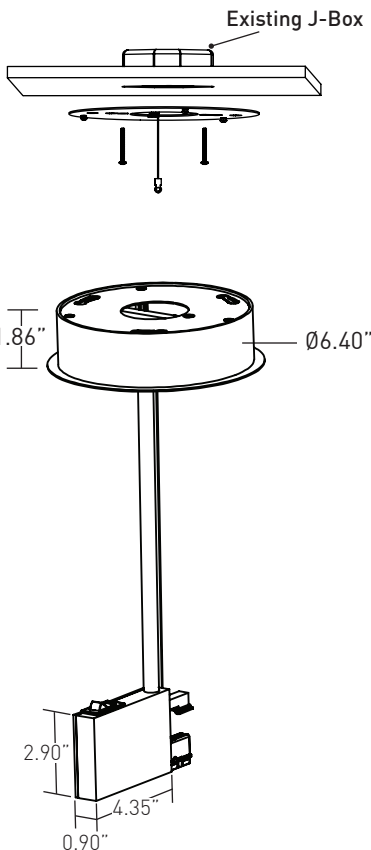
Surface Mount Canopy Assembly attaches to standard 3/0, 4/0 and 4" square j-boxes, incorporating concealed mounting hardware to create a clean and refined appearance.

B CMJB

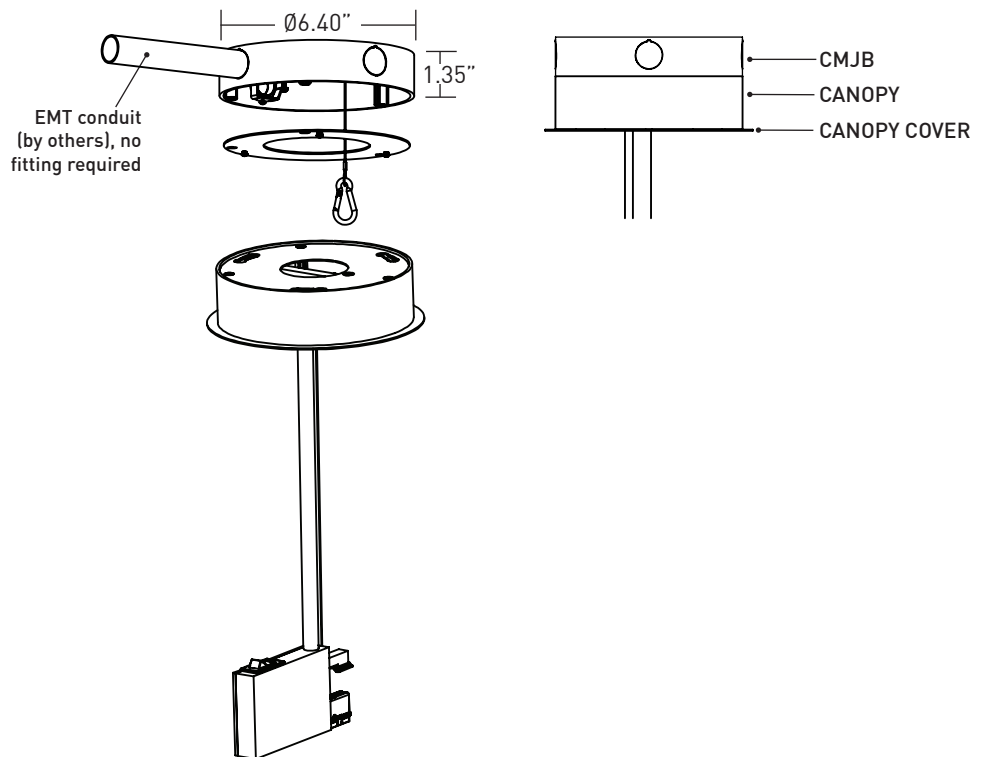
Ceiling mount junction box can be shipped before track, and provides integrated look with Surface Mount Canopy Assembly (included), where conduit and junction boxes are installed exposed on finished ceiling plane. For use with 1/2" and 3/4" EMT conduit only. Features three conduit entrances at 12, 3, and 6 o'clock plus one conduit knockout on top. Blank off plugs included.

ASSEMBLY	HEIGHT	AMPS	FINISH	MOUNTING TYPE	UPLIGHT WATTAGE	UPLIGHT WATTAGE	
TCU-CL-L-CT12							
PENDANT UPLIGHT TRACK LIVE END CURRENT LIMITER POWER FEED	08 8' Suspension	05 0.5 Amps	WH White	S Surface Mount Canopy Assembly C Ceiling Mount Junction Box (CMJB)* *Includes "S" Surface Mount Canopy Assembly	060 60 Watt 2W Uplight 28' max length 3W Uplight 21' max length 4W Uplight 14' max length	AT 120V 0-10V Analog	
	16 16' Suspension	10 1.0 Amps	BK Black			PH 120V Leading / Trailing Edge	
		15 1.5 Amps			100 100 Watt 2W Uplight 48' max length 3W Uplight 36' max length 4W Uplight 24' max length	ND Non-Dimming	
		20 2.0 Amps				NOTE: TRACK HEADS UTILIZE INTEGRAL PHASE DIMMABLE DRIVER	
		25 2.5 Amps					
		30 3.0 Amps					
		50 5.0 Amps				RMT Remote Driver, specified separately in remote driver section.	Leave blank for Remote Driver
		80 8.0 Amps					

A SURFACE MOUNT CANOPY ASSEMBLY



B CMJB W/ SURFACE MOUNT CANOPY ASSEMBLY



SUSPENDED CABLE TRACK UPLIGHT

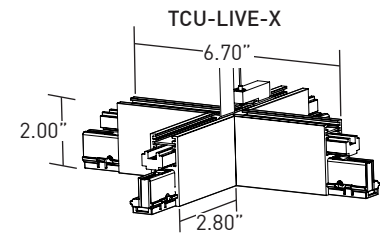
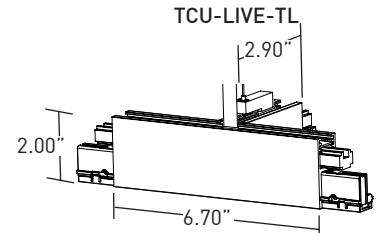
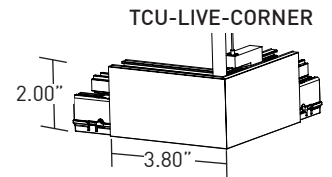
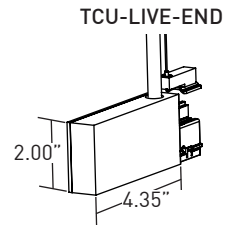
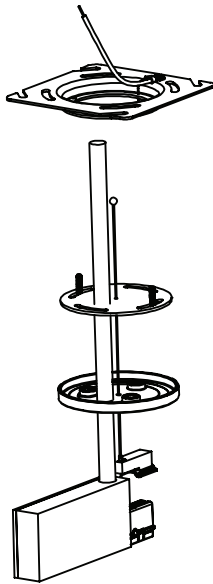
ELECTRICAL FEED CONNECTOR - REMOTE UPLIGHT DRIVER

STANDARD POWER FEED

Pendant power kit, compatible with 4/0 and 4" square j-boxes. Remote upright driver ordered separately. Connects to upright pendant track system. Kit features power cord with live feed for mains voltage track and wiring for track upright providing for independent control, plus an adjustable mechanical suspension integrated into mounting plate and concealer plate (both can be shipped prior) with hidden fasteners. Available in 8' or 16' heights, each supplied with track end cap(s), model # TCU-CON-DEC-(finish).

ASSEMBLY		HEIGHT	FINISH	MOUNTING TYPE
TCU-LIVE-END				J
PENDANT UPLIGHT TRACK LIVE POWER FEED	END Left Live End Connector (1 Track)	08 8' Suspension	WH White	J Junction Box Mounting Plate (JBMP)
	CORNER Corner Connector (2 Track)	16 16' Suspension	BK Black	
	TL T Connector (3 Track)			
	X X Connector (4 Track)			

*Requires remote upright driver specified separately, see page 5



SUSPENDED CABLE TRACK UPLIGHT

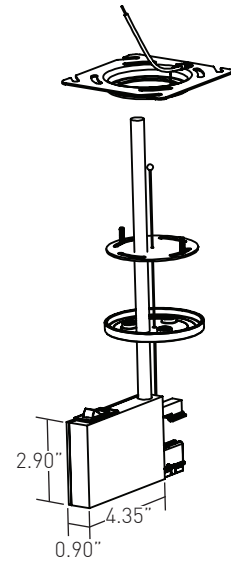
ELECTRICAL FEED CONNECTOR CURRENT LIMITER - REMOTE UPLIGHT DRIVER

CURRENT LIMITER POWER FEED

Left end, pendant power kit, compatible with 4/0 and 4" square j-boxes. Remote uplight driver ordered separately. Connects to a single uplight pendant track system. Kit features current limiter and power cord with live end-feed for mains voltage track and wiring for track uplight providing for independent control, plus an adjustable mechanical suspension integrated into mounting plate and concealer plate with hidden fasteners. Available in 8' or 16' heights, each supplied with (1) track end cap, model # TCU-CON-DEC-(finish)

NOTE: Current limiter regulates track head wattage only. Uplight wattage is independent of track head load.

ASSEMBLY	HEIGHT	AMPS	FINISH	MOUNTING TYPE
TCU-CL-L-CT12				J
PENDANT UPLIGHT TRACK LIVE END CURRENT LIMITER POWER FEED	08 8' Suspension	05 0.5 Amps	WH White	J Junction Box Mounting Plate (JBMP)
	16 16' Suspension	10 1.0 Amps	BK Black	
		15 1.5 Amps		
		20 2.0 Amps		
		25 2.5 Amps		
		30 3.0 Amps		
		50 5.0 Amps		
		80 8.0 Amps		



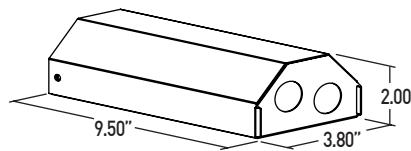
*Requires remote uplight driver specified separately, see below

REMOTE UPLIGHT DRIVER

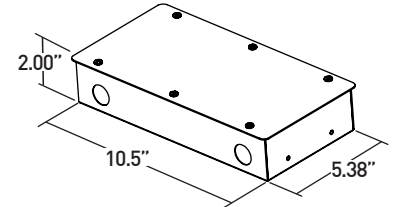
Remote power supply provides additional output and control options. See page 7 for maximum allowable secondary run lengths between PS-TCU-RMT and fixture. Must be installed in an accessible location.

ASSEMBLY	UPLIGHT WATTAGE	UPLIGHT DRIVER
PS-TCU-RMT		
PENDANT UPLIGHT TRACK 8' SECTION	060 60 Watt 2W Uplight 28' max length 3W Uplight 21' max length 4W Uplight 14' max length	AT 120V 0-10V Analog PH 120V Leading / Trailing Edge
	100 100 Watt 2W Uplight 48' max length 3W Uplight 36' max length 4W Uplight 24' max length	AT 120V 0-10V Analog PH 120V Leading / Trailing Edge ED 120V-277V EIdoLED DALI -1 DT6 / DMX ND 120V or 277V Non-Dimming

60 WATT DRIVER ENCLOSURE



100 WATT DRIVER ENCLOSURE



SUSPENDED CABLE TRACK UPLIGHT

TRACK COUPLER CONNECTORS

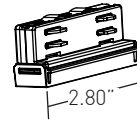
JUMPER

Joins two pendant track components to form a longer, continuous track system.

Qty.

___ TCU - CON - JUMPER - **

** Track component color: Specify **WH** for white or **BK** for black.



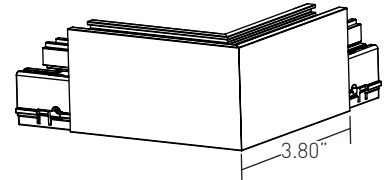
CORNER CONNECTOR

Joins two pendant track components at a 90° angle. Includes (1) TCU-CON-DEC end fitting.

Qty.

___ TCU - CON - CORNER - **

** Track component color: Specify **WH** for white or **BK** for black.



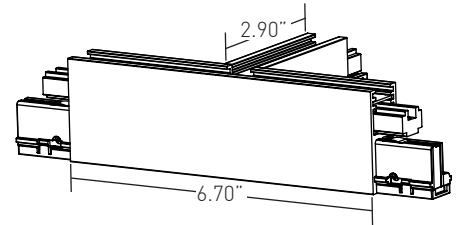
T CONNECTOR

Joins three pendant track components. Includes (2) TCU-CON-DEC end fittings. Standard middle connector is left-oriented, **consult factory for configurations with multiple T connectors**, example shown on page 8.

Qty.

___ TCU - CON - TL - **

** Track component color: Specify **WH** for white or **BK** for black.



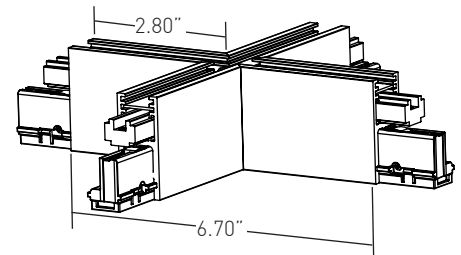
X CONNECTOR

Joins four pendant track components. Includes (3) TCU-CON-DEC-** end fittings.

Qty.

___ TCU - CON - X - **

** Track component color: Specify **WH** for white or **BK** for black.

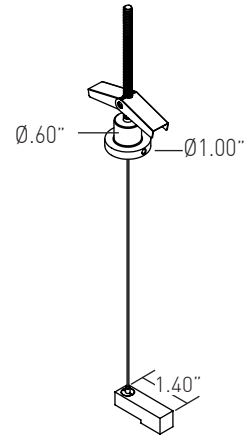


SUSPENDED CABLE TRACK UPLIGHT

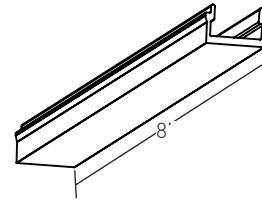
ACCESSORIES

- Qty.
- TCU - DROP - 08 - **** 8' mechanical suspension kit, included with track as noted above.
 - TCU - DROP - 16 - **** 16' mechanical suspension kit, included with track as noted above.
 - TC - CVR - 8 - **** Track gap cover, conceals view into track, 8' [can be field cut].
 - TCU - CON - DEC - **** End cap, included with power feeds as noted above.
 - TCU - CON - TRACK** Track joining kit, included with track as noted above.

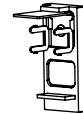
** Track component color: Specify **WH** for white or **BK** for black.



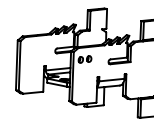
TCU-DROP
8' or 16'
adjustable height



TC-CVR-8-**



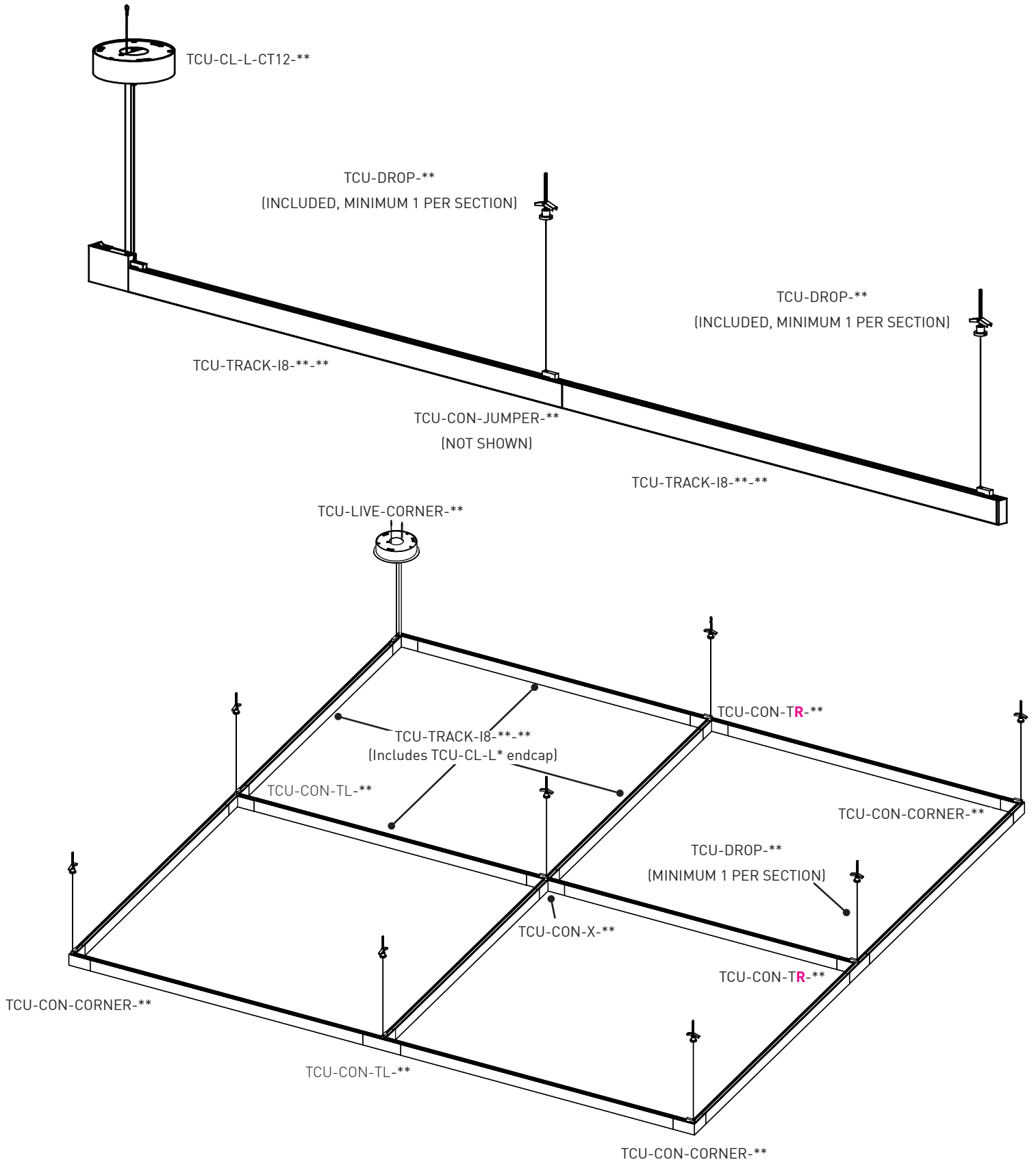
TCU-CON-DEC**



TCU-CON-TRACK

SUSPENDED CABLE TRACK UPLIGHT

SPECIFICATION GUIDE



SUSPENDED CABLE TRACK UPLIGHT

TECHNICAL

CONSTRUCTION

Track & Track Connectors: Extruded aluminum; painted finishes are granulated powder coat.

Track Connector Cover: V0-Rated Polycarbonate.

STATIC WHITE LED

3-step MacAdam ellipse LED tape available in 90+ CRI, available in color temperatures of 2400K, 2700K, 3000K, 3500K, and 4000K. Average rated lamp life of 50,000 hours. LED and driver assemblies are field-replaceable.

WARM DIM LED

3-step MacAdam ellipse warm dim LED adhesive strip available in 90+ CRI configuration. 3000K at full brightness, warming to 1900K at full dim. Average rated lamp life of 50,000 hours. LED and driver assemblies are field-replaceable.

POWER SUPPLY PERFORMANCE AND DIMMING INFORMATION

Power Supply	AT	ND	ED
Minimum °C	-20 °C	-20 °C	-20 °C
Maximum °C	50 °C	50 °C	50 °C
Dimming %	10.0%	-	0.1%

MAXIMUM ALLOWABLE REMOTE DRIVER WIRING DISTANCES

DRIVER	WIRE AWG				
	12	14	16	18	20
AT	75'	60'	50'	40'	-
ED	-	-	118'	72'	46'
ND	56'	36'	22'	14'	-

POWER

Available for use with single mains voltage circuit only. Track powered via live feed connectors. At least one live feed connector must be selected to provide power to track assembly. Must utilize current limiter connector or panel based current limiter (supplied by others), if needed.

MOUNTING

Track may be mounted to any horizontal surface. Track and Track Components specified separately according to field application conditions. J-box mounting plate provides a minimalist transition from customer supplied 4" Octagon or Square rough-in junction box in standard 5/8" drywall ceiling conditions.

LISTING

cTUVus listed to UL1574 Standard for Dry locations. All TCU-TRACK and current limiter configurations are Title 24 JA8-2022 Listed.

TRACK HEADS

Uplight Pendant Track is compatible with all Lucifer Lighting Track Heads, specified separately.

LIMITED WARRANTY

Manufacturer's 1-year warranty guarantees product(s) listed to be free from defects in material and workmanship under normal use and service. 5-year warranty on LED and power supply to operate with 70% of the original flux and remain within a range of 3 duv. Warranty period begins from the date of shipment by Seller and conditional upon the use of manufacturer-supplied power supply. [Consult website for full warranty terms and conditions.](#)

CHANGE LOG

- 05/01/2024: UPDATED WITH NEW CONNECTOR CONFIGURATIONS AND PART NUMBERS.