

STELLR®

INTERNATIONAL

RECESSED PENDANT


PROJECT NAME:	TYPE:
---------------	-------



Organic shape and minimalist form conceals the mechanics of this high-performance luminaire, offering both volumetric and directional lighting with two light sources and infinite control options of multi-layered illumination.

ORDERING INFORMATION

SERIES	CANOPY TYPE	BODY COLOR	CANOPY COLOR	CABLE COLOR	DOWNLIGHT LUMEN PACKAGE	WAVEGUIDE LUMEN PACKAGE	OPTIC (UGR)	MEDIA	DRIVER	MOUNTING
S2										I
S2 STELLR Medium 10.2" (260mm)	FLANGE OVERLAY F096 8' (244cm) F192 16' (488cm)	WH White	WH White	W White Power Cable	STATIC WHITE 8027 80+ CRI, 2700K Dlvd. Lumens - 1799 8030 80+ CRI, 3000K Dlvd. Lumens - 1855 8035 80+ CRI, 3500K Dlvd. Lumens - 1910 8040 80+ CRI, 4000K Dlvd. Lumens - 2003 9027 90+ CRI, 2700K Dlvd. Lumens - 1546 9030 90+ CRI, 3000K Dlvd. Lumens - 1594 9035 90+ CRI, 3500K Dlvd. Lumens - 1641 9040 90+ CRI, 4000K Dlvd. Lumens - 1721	STATIC WHITE 8027 80+ CRI, 2700K Dlvd. Lumens - 728 8030 80+ CRI, 3000K Dlvd. Lumens - 794 8035 80+ CRI, 3500K Dlvd. Lumens - 794 8040 80+ CRI, 4000K Dlvd. Lumens - 825 9027 90+ CRI, 2700K Dlvd. Lumens - 656 9030 90+ CRI, 3000K Dlvd. Lumens - 715 9035 90+ CRI, 3500K Dlvd. Lumens - 715 9040 90+ CRI, 4000K Dlvd. Lumens - 744	15 15° (<10) 35 35° (<10) 55 55° (<10)	STANDARD MEDIA 0 No Lens OPTIONAL MEDIA 2 Honeycomb Louver 3 Clear Glass Lens 4 Soft Focus Lens	(220-240V) IG 1% 0-10V Analog, LOG* IN 1% 0-10V Analog, LIN* DD eldoLED, DUALdrive 0.1% DALI, LOG* EG eldoLED, SOLOdrive 0.1% 0-10V, LOG* EN eldoLED, SOLOdrive 0.1% 0-10V, LIN*	13mm - 58mm CEILING THICKNESS I International
		AG Satin Silver	AG Satin Silver	B Black Power Cable						
	ZERO SIGHTLINE T096 8' (244cm) T192 16' (488cm)	BK Black CF Custom Finish* <i>*(Consult Factory)</i>	BK Black CF Custom Finish* <i>*(Consult Factory)</i>		* DELIVERED LUMEN VALUES REFLECT USE OF THE 55 DEGREE OPTIC AND NO LENS					
					*FOR CABLE LENGTHS OVER 16' CONSULT FACTORY. ALL LENGTHS ARE FIELD-CUTTABLE					



PART NUMBER NOTES

- STELLR ships as e.g., S2F096-WHBKB-9MS28MS2-352-DD*



STELLR INTERNATIONAL RECESSED PENDANT

ACCESSORIES

ALTERNATE EFFECTS DEVICES

- HCL-S2-01** Honeycomb Louver
- CGL-S2-01** Clear Glass Lens
- SFL-S2-01** Soft Focus Lens

REPLACEMENT OPTIC ASSEMBLIES

- RO-S2-15** 15° optic
- RO-S2-35** 35° optic
- RO-S2-55** 55° optic

DOWNLIGHT PERFORMANCE - 3000K

LUMEN PACKAGE	WATTAGE	15° OPTIC / NO LENS		35° OPTIC / NO LENS		55° OPTIC / NO LENS		15° OPTIC / HCL		35° OPTIC / HCL		55° OPTIC / HCL	
		DELIVERED	LPW	DELIVERED	LPW	DELIVERED	LPW	DELIVERED	LPW	DELIVERED	LPW	DELIVERED	LPW
8030	17	1743	97	1769	98	1855	103	1255	70	1123	62	1081	60
9030	17	1502	83	1520	84	1594	89	1078	60	965	54	929	52
90WD	14	994	70	1012	72	1039	74	713	47	642	42	606	40

STATIC WHITE OUTPUT MULTIPLIER

CCT	CCT SCALE
2700K	0.97
3000K	1.00
3500K	1.03
4000K	1.08

MEDIA LIGHT LOSS FACTOR

MEDIA	LIGHT LOSS FACTOR
No Lens	1.00
CGL	0.93
SFL	0.93
HCL	0.65

Part L

75+ LPW configurations comply with residential Part L
95+ LPW configurations comply with commercial Part L

UNIFIED GLARE RATING

15° OPTIC	35° OPTIC	55° OPTIC
<10	<10	<10

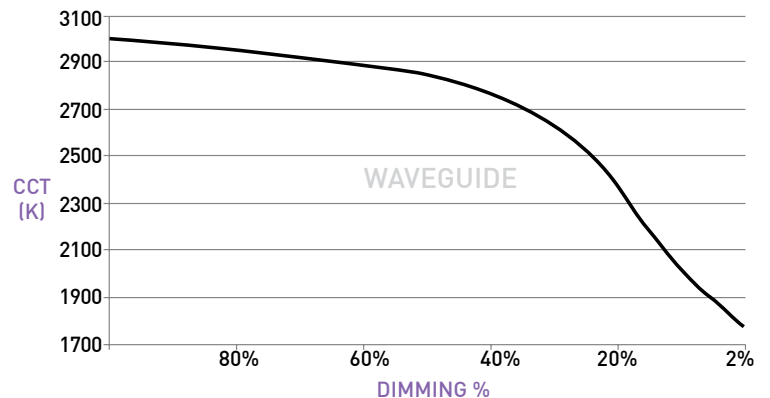
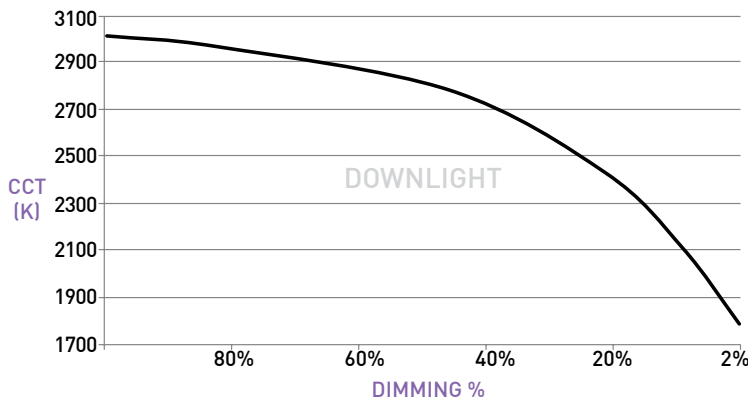
WAVEGUIDE PERFORMANCE

LUMEN PACKAGE	WATTAGE	2700K		3000K		3500K		4000K	
		DELIVERED	LPW	DELIVERED	LPW	DELIVERED	LPW	DELIVERED	LPW
80	14	728	53	794	58	794	58	825	64
90	14	656	48	715	52	715	52	744	54
90WD	14	-	-	765	54	-	-	-	-

WARM DIM PERFORMANCE

DOWNLIGHT - 55° OPTIC / NO LENS	Full on 100%	Dimmed to 80%	Dimmed to 70%	Dimmed to 50%	Dimmed to 20%	Dimmed to 10%	Dimmed to 2%
CCT (K)	3000	2950	2920	2775	2375	2000	1800
Light Output (Lm)	1039	831	727	519	207	103	20
Power (W)	14	11	10	7	3	1.4	0.3
Efficacy (LPW)	74	74	74	74	74	74	74

WAVEGUIDE	Full on 100%	Dimmed to 80%	Dimmed to 70%	Dimmed to 50%	Dimmed to 20%	Dimmed to 10%	Dimmed to 2%
CCT (K)	3000	2950	2920	2850	2375	2000	1800
Light Output (Lm)	765	612	535	382	153	76	15
Power (W)	14	13	12	9	3	1.7	0.3
Efficacy (LPW)	54	54	54	54	54	54	54

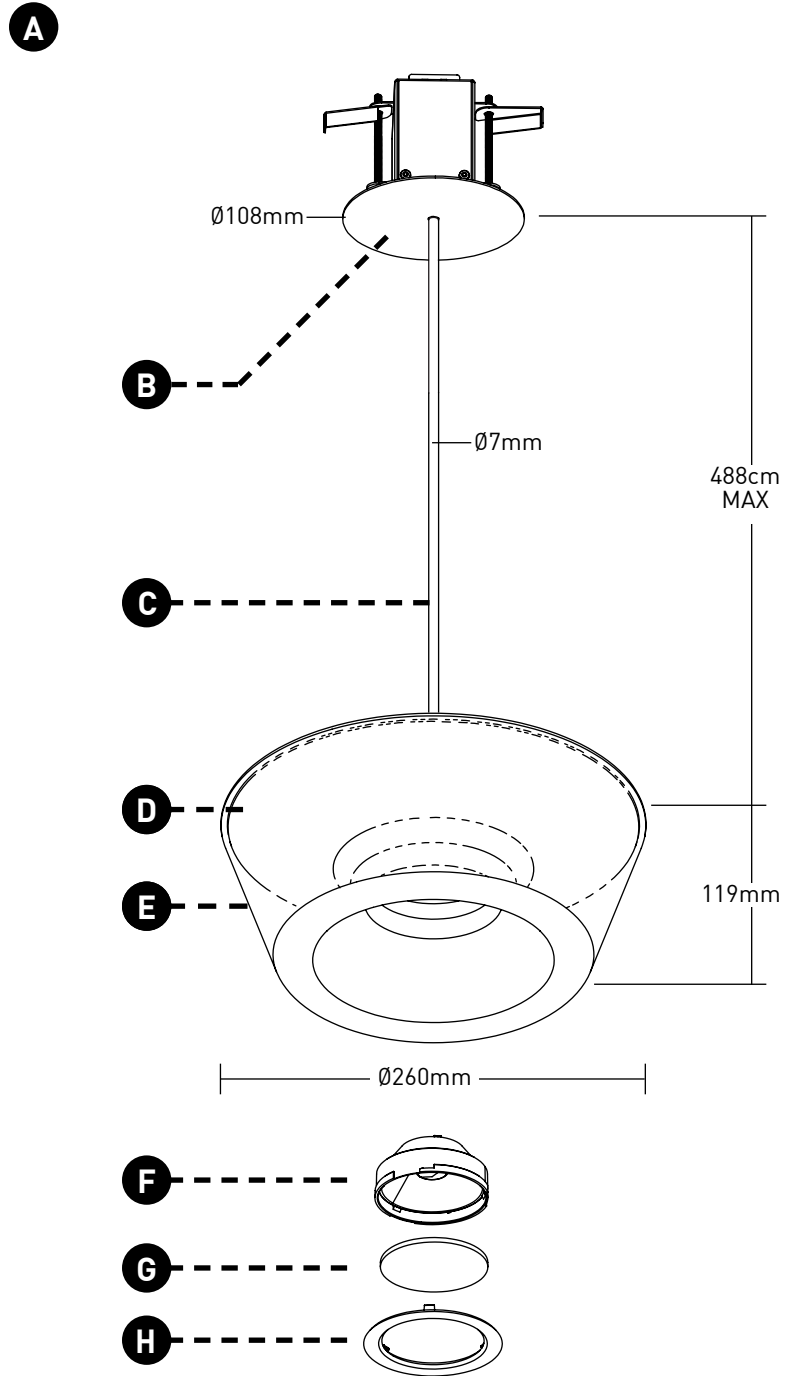


STELLR INTERNATIONAL RECESSED PENDANT

FITTING

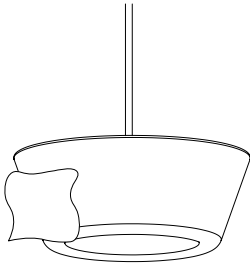
- A FITTING**
Body with integrated heat sink and LED assemblies.
- B MAGNETIC TRIM PLATE (CANOPY)**
Conceals retaining mechanism. Rare Earth magnets secure canopy plate to retaining mechanism. Available in powdercoat finishes.
- C CABLE**
Available in lengths up to 488cm maximum, cable is field cuttable, consult factory for lengths greater than 488cm. Available in black and white finishes.
- D BODY**
Available in powdercoat finishes.
- E WAVEGUIDE**
Transmits light creating illumination effect. Ships with protective cover installed.
- F OPTIC**
Robust light engine with optimized optic pairing integrates Reflection, Refraction and TIR offering 15°, 35°, and 55° beams.
- G MEDIA**
Media is field-changeable.
- H TRIM BEZEL**
Attaches to optic assembly and accommodates one media. Finish will match body color. Consult factory if alternate finish requested.

DIMENSIONS / DRAWINGS



CLEANING INSTRUCTIONS

Factory recommends cleaning waveguide assembly with a microfiber cloth or similar non-abrasive cloth. In most cases a damp microfiber cloth will remove dust/debris or fingerprints. For stubborn stains, approved cleaning agents include soap and water, or ammonia based cleaners.



STELLR INTERNATIONAL RECESSED PENDANT

ZERO-SIGHTLINE INSTALLATIONS

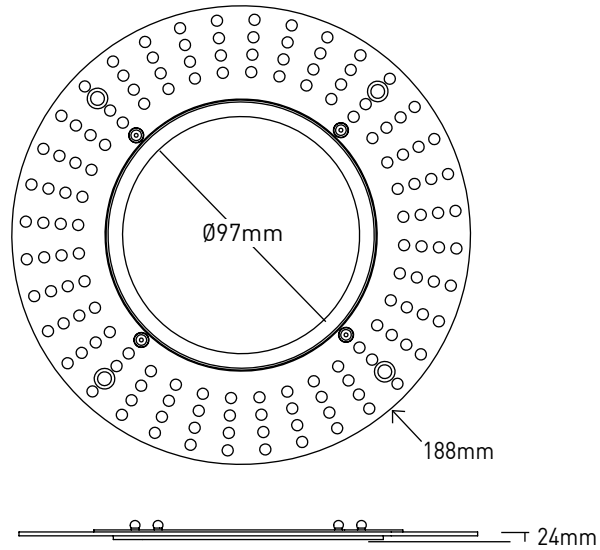
When installed according to manufacturer's instructions and ceiling conditions are met, fixture trim plate is flush with the ceiling plane. Consult STELLR Installation Guidelines for appropriate ceiling cutouts and instructions for proper Zero-Sightline installations.

I APPLIQUÉ

- Specified on Canopy Type and ships with fitting.
- For use in painted gypsum ceiling applications.
- Not recommended for stucco applications.

DIMENSIONS / DRAWINGS

I



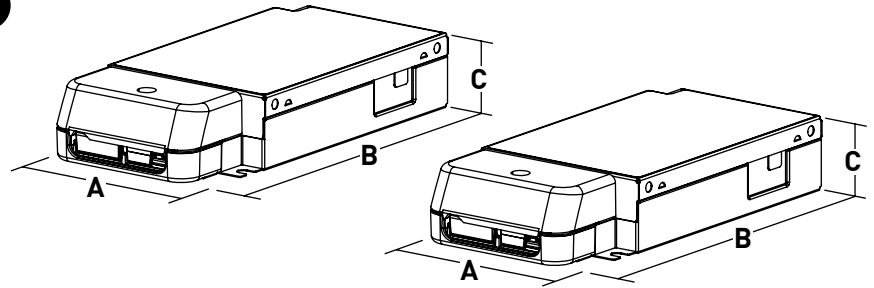
POWER SUPPLY

J POWER SUPPLY

- Minimum 3.00" (77mm) setback between drivers.
- Minimum 8.00" (204mm) setback from insulation material with max R-Value 30 from any surface of downlight fitting assembly.
- Consult factory for spacing requirements for any installations exceeding R-Value 30.
- Do not install in environments where ambient temperatures exceed 40°C (104°F).

DIMENSIONS / DRAWINGS

J



POWER SUPPLY DIMENSIONS

Model	A	B	C
IG	26mm	154mm	21mm
IN			
EG	41mm	210mm	34mm
EN			
DD	76mm	152mm	30mm

FIXTURE CONTROL INFORMATION

DRIVER	DRIVER QUANTITY	SOURCES DIM INDEPENDENTLY OR TOGETHER	SOURCES DIM TOGETHER ONLY	WIRING REQUIREMENTS
IG	2	X		For independent control, two switch-legs and two 0-10V control leads required.
IN	2	X		For independent control, two switch-legs and two 0-10V control leads required.
DD	1	X		For independent control, two DALI addresses required
EG	1		X	Single switch-leg and 0-10V control leads required.
EN	1		X	Single switch-leg and 0-10V control leads required.

STELLR INTERNATIONAL RECESSED PENDANT

TECHNICAL

CONSTRUCTION

Fixture: Spun reflector; die-cast aluminum heat-sink; painted finishes are granulated powder coat.

LED

2 step MacAdam ellipse LED modules available in 80+ and 90+ CRI configurations in color temperatures of 2700K, 3000K, 3500K and 4000K. Average rated lamp life of 50,000 hours. Driver assemblies are field-replaceable.

WARM DIM LED

3-step MacAdam ellipse warm dim LED modules available in 90+ CRI configuration. 3000K at full brightness, warming to 1800K at full dim. Average rated lamp life of 50,000 hours. Driver assemblies are field-replaceable.

POWER SUPPLY PERFORMANCE AND DIMMING INFORMATION

Power Supply	IG	IN	DD	EG	EN
Minimum °C	-10°C	-10°C	-20°C	-20°C	-20°C
Maximum °C	40°C	40°C	40°C	40°C	40°C
Dimming %	1.0%	1.0%	0.1%	0.1%	0.1%

MOUNTING

Fixture is supplied with a mounting adaptor.

LISTING

CE listed for IP20 Dry / Damp locations.

WEIGHT

Fixture - 7 lbs max

Driver - 1.4 lbs

LIMITED WARRANTY

Manufacturer's 1-year warranty guarantees product(s) listed to be free from defects in material and workmanship under normal use and service. 5-year warranty on LED and power supply to operate with 70% of the original flux and remain within a range of 3 duv. 10-year Lutron Advantage limited warranty available on Lutron equipped systems. Warranty period begins from the date of shipment by Seller. Consult [website](#) for full warranty terms and conditions.

CHANGE LOG

- 1.10/17/2022: REMOVED 3200K-1800K WARM DIM AND ADDED 3000K-1800K WARM DIM.
- 2.08/08/2023: UPDATED WITH NEW LED AND OPTIC SYSTEM.
- 3.02/15/2024: PART L COMPLIANCE ADDED.

STELLR INTERNATIONAL RECESSED PENDANT

DRIVE CURRENT SPECIFICS

DOWNLIGHT

	80C	90C	90W
	20A	17A	13A
Minimum Vf	30.5	30.5	30.5
Maximum Vf	39	39	39
Current mA	425	425	350
Wattage W	14.6	14.6	11.8

WAVEGUIDE

	80C	90C	90W
Minimum Vf	30.5	30.5	30.5
Maximum Vf	39	39	39
Current mA	350	350	350
Wattage W	11.8	11.8	11.8