

CYLINDER 3 INTERNATIONAL SUSPENDED CABLE UP/DOWN

PROJECT NAME:	TYPE:
---------------	-------




Our best-selling cylinders keep getting better. Suspended cylinders are offered in a broad range of sizes and more than a dozen finish options, with field-cuttable cables and lumens from 800 to almost 4000lm.

ORDERING INFORMATION

CYLINDER	LENGTH	FUNCTION	RATING	CYLINDER FINISH	BAFFLE FINISH	CRI / WATTAGE PACKAGE	CCT	LOWER OPTIC (UGR)	LOWER MEDIA	POWER SUPPLY	MOUNTING
CP3X		U	1								EXMP
CP3X 99mm Ø	096W 96" White 192W 192" White 096B 96" Black 192B 192" Black XXXB Black Cable* XXXW White Cable* *(Specify length in inches) *(Cable is field cuttable)	U Up/Down	1 Dry / Damp (IP30)	POWDERCOAT FINISHES WH White AG Satin Silver AU Cashmere Gold AB Architectural Bronze BB Burnt Bronze BK Black CF Custom Finish* *(Consult Factory) ALUMINA FINISHES 01 Brushed Obsidian 02 Matte Obsidian 03 Brushed Dark Patinated Bronze 04 Matte Dark Patinated Bronze 05 Brushed Aged Aluminum 06 Matte Aged Aluminum 07 Brushed Cast Brass 08 Matte Cast Brass 09 Brushed Light Patinated Bronze 10 Matte Light Patinated Bronze	POWDERCOAT FINISHES WH White AG Satin Silver AU Cashmere Gold AB Architectural Bronze BB Burnt Bronze BK Black CF Custom Finish* *(Consult Factory) ALUMINA FINISHES 01 Brushed Obsidian 02 Matte Obsidian 03 Brushed Dark Patinated Bronze 04 Matte Dark Patinated Bronze 05 Brushed Aged Aluminum 06 Matte Aged Aluminum 07 Brushed Cast Brass 08 Matte Cast Brass 09 Brushed Light Patinated Bronze 10 Matte Light Patinated Bronze	STATIC WHITE 80S11B 80+ CRI, 11W Down, 14W Up Down: 1240 lm delivered Up: 1235 lm delivered 80S17B 80+ CRI, 17W Down, 14W Up Down: 1943 lm delivered Up: 1235 lm delivered 80S23B 80+ CRI, 23W Down, 14W Up Down: 2559 lm delivered Up: 1235 lm delivered 90S11B 90+ CRI, 11W Down, 14W Up Down: 1060 lm delivered Up: 1074 lm delivered 90S17B 90+ CRI, 17W Down, 14W Up Down: 1661 lm delivered Up: 1074 lm delivered 90S23B 90+ CRI, 23W Down, 14W Up Down: 1642 lm delivered Up: 1074 lm delivered WARM DIM 90W15A 90+ CRI, 15 Down, 14W Up Incandescent Profile Down: 1144 lm delivered Up: 1227 lm delivered Standard Profile Down: 1076 lm delivered Up: 1227 lm delivered 90W24B 90+ CRI, 24W Down, 14W Up Incandescent Profile Down: 1642 lm delivered Up: 1227 lm delivered Standard Profile Down: 1777 lm delivered Up: 1227 lm delivered *ALL DELIVERED LUMEN OUTPUTS AND REFLECT 3000K PAIRED WITH 20° OPTIC AND SOFT FOCUS LENS.	24 2400K* *(90+CRI only) 27 2700K 30 3000K 35 3500K 40 4000K WL 2700K-1800K WD 3000K-1800K WL 2700K-1800K WD 3000K-1800K	10 10°* (<10) *(17 Watts only) 15 15° (<13) 20 20° (<10) 25 25° (<10) 40 40° (<10) 60 60° (<13) 20 20° (<10) 25 25° (<10) 40 40° (<10) 60 60° (<10)	STANDARD MEDIA 4 Soft Focus Lens (SFL)* *(Required for 10° optic) ALTERNATE MEDIA 0 No Lens* *(Not available for Warm Dim) 2 Honey Comb Louver (HCL)* *(Not available for Warm Dim) 3 Clear Glass Lens (CGL)* *(Not available for Warm Dim) 4 Frosted Glass Lens (FGL) 6 Frosted Soft Focus Lens (FSFL) 7 Frosted Linear Spread Lens (FLSL) C Clear Glass Film w/ Honeycomb Louver S Soft Focus Film w/ Honeycomb Louver	REMOTE (220-277V) 2EG eldoLED, SOLOdrive 0.1% 0-10V, LOG 2EN eldoLED, SOLOdrive 0.1% 0-10V, LIN 2ED eldoLED, SOLOdrive 0.1% DALI, LOG 2LD eldoLED, SOLOdrive 0.1% DALI, LIN	EXMP Export Mounting Plate Features 89mm diameter canopy

POWDERCOAT FINISHES



ALUMINA FINISHES BY LUCIFER LIGHTING™



PART NUMBER NOTES

- CP3X ships as e.g., CP3X048U1WHBK80S23B30402EG24
- Remote driver ships as e.g., PS-RMT-80S23B-2EA2

CYLINDER 3 INTERNATIONAL SUSPENDED CABLE UP/DOWN

ACCESSORIES

REPLACEMENT MEDIA

- SFL-CY3X-03** Soft Focus Lens
- HCL-CY3X-03** Honeycomb Louver *
- CGL-CY3X-03** Clear Glass Lens *
- FGL-CY3X-03** Frosted Glass Lens
- FSFL-CY3X-03** Frosted Soft Focus Lens
- FLSL-CY3X-03** Frosted Linear Spread Lens
- CGL-HCL-CY3X-03** Clear Glass Film W/ Honeycomb Louver
- SFL-HCL-CY3X-03** Soft Focus Film W/ Honeycomb Louver

STATIC WHITE REPLACEMENT OPTICS

- RO-70-15-S** 15° optic
- RO-70-20-S** 20° optic
- RO-70-25-S** 25° optic
- RO-70-40-S** 40° optic
- RO-70-60-S** 60° optic

WARM DIM REPLACEMENT OPTICS

- RO-70-20-W** 20° optic
- RO-70-25-W** 25° optic
- RO-70-40-W** 40° optic
- RO-70-60-W** 60° optic

SUCTION CUP TOOL

- CYX-TOOL-SUCTION** Baffle removal tool, provided with every 5 fixtures

EMERGENCY LIGHTING - REMOTE MOUNT ONLY

During disruption of main power, emergency battery inverter provides temporary 120V or 277V to fixture.

- EMB-S-100-120-LEDX** 100 watt max capacity, 120 VAC 60Hz, 0-10V dimmable
- EMB-S-100-277-LEDX** 100 watt max capacity, 277 VAC 60Hz, 0-10V dimmable
- EMB-S-250-120/277-LEDX** 250 watt max capacity, 120 or 277 VAC 60Hz

***SHUNT REQUIRED FOR USE WITH ATHENA AND CASAMBI CONTROLS, CONSULT FACTORY FOR DETAILS.**

CYLINDER 3 INTERNATIONAL SUSPENDED CABLE UP/DOWN

STATIC WHITE PERFORMANCE - 3000K

LUMEN PACKAGE	WATTAGE	10° OPTIC FIELD REDUCER		15° OPTIC SOFT FOCUS LENS		20° OPTIC SOFT FOCUS LENS		25° OPTIC SOFT FOCUS LENS		40° OPTIC SOFT FOCUS LENS		60° OPTIC SOFT FOCUS LENS	
		DLVD	LPW	DLVD	LPW	DLVD	LPW	DLVD	LPW	DLVD	LPW	DLVD	LPW
80S11B	11	-	-	1169	106	1240	112	1243	112	1185	107	1156	105
80S17B/C	17	819	48	1771	104	1943	114	1931	113	1858	109	1801	105
80S23B	23	-	-	2301	100	2559	111	2541	110	2409	104	2373	103
90S11B	11	-	-	1008	91	1060	96	1062	96	1013	92	988	89
90S17B/C	17	706	42	1527	89	1661	97	1650	97	1588	93	1539	90
90S23B	23	-	-	1984	86	2187	95	2172	94	2059	89	2028	88
90W15AL (2700K-1800K)	15	-	-	-	-	1642	71	1626	70	1556	67	1491	65
90W15AD (3000K-1800K)	15	-	-	-	-	1777	77	1742	75	1685	73	1600	69
90W24BL (2700K-1800K)	24	-	-	-	-	1642	71	1626	70	1556	67	1491	65
90W24BD (3000K-1800K)	24	-	-	-	-	1777	77	1742	75	1685	73	1600	69

Part L 75+ LPW configurations comply with residential Part L
95+ LPW configurations comply with commercial Part L

UNIFIED GLARE RATING

10° OPTIC FIELD REDUCER	15° OPTIC SOFT FOCUS LENS	20° OPTIC SOFT FOCUS LENS	25° OPTIC SOFT FOCUS LENS	40° OPTIC SOFT FOCUS LENS	60° OPTIC SOFT FOCUS LENS
<10	<13	<10	<10	<10	<13

UPLIGHT PERFORMANCE BY CCT

CCT	WATTAGE	80S14L		90S14L	
		DLVD	LPW	DLVD	LPW
2700K	14	1198	87	988	73
3000K	14	1235	88	1074	78
3500K	14	1289	94	1129	82
4000K	14	1336	97	1062	96
CCT	WATTAGE	90W14LD (3000K-1800K WARM DIM)			
		DLVD		LPW	
3000K-1800K	14	1198		73	

OUTPUT MULTIPLIER

CCT	CCT SCALE
2400K	0.76
2700K	0.957
3000K	1.000
3500K	1.019
4000K	1.030

MEDIA LIGHT LOSS FACTOR

MEDIA	LIGHT LOSS FACTOR
No Lens	1.07
CGL	0.99
SFL	1.00
FGL	0.88
FSFL	0.91
FLSL	0.81
HCL	0.71
SFL+HCL	0.66

WARM DIM PERFORMANCE - SOFT FOCUS LENS - 20° OPTIC

INCANDESCENT DIMMING PROFILE

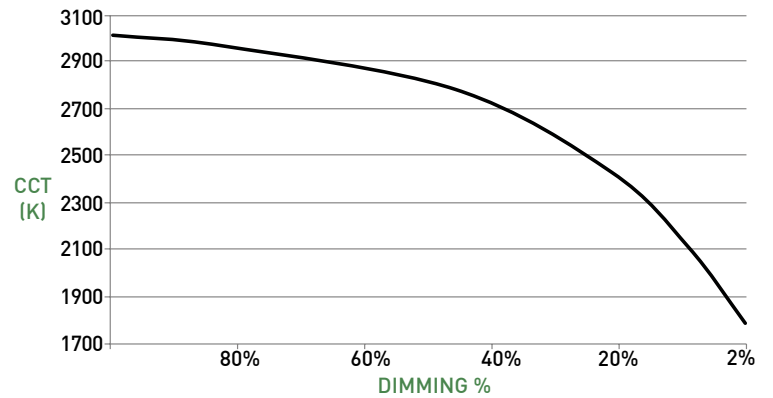
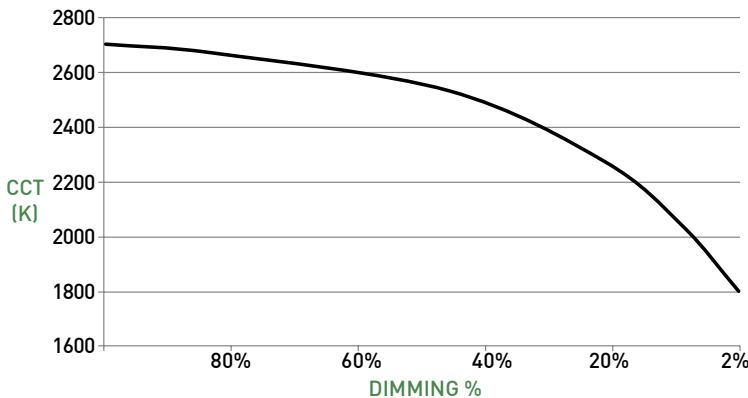
90W15AL 2700K - 1800K	Full on 100%	Dimmed to 80%	Dimmed to 70%	Dimmed to 50%	Dimmed to 20%	Dimmed to 10%	Dimmed to 2%
CCT (K)	2700	2650	2620	2520	2180	1950	1800
Light Output (Lm)	1076	861	753	538	215	108	22
Power (W)	15	12	11	8	3	1.5	0.3
Efficacy (LPW)	72	72	72	72	72	72	72

STANDARD DIMMING PROFILE

90W15AD 3000K - 1800K	Full on 100%	Dimmed to 80%	Dimmed to 70%	Dimmed to 50%	Dimmed to 20%	Dimmed to 10%	Dimmed to 2%
CCT (K)	3000	2950	2920	2775	2375	2000	1800
Light Output (Lm)	1144	915	801	572	229	114	23
Power (W)	15	12	11	8	3	1.5	0.3
Efficacy (LPW)	76	76	76	76	76	76	76

90W24BL 2700K - 1800K	Full on 100%	Dimmed to 80%	Dimmed to 70%	Dimmed to 50%	Dimmed to 20%	Dimmed to 10%	Dimmed to 2%
CCT (K)	2700	2650	2620	2520	2180	1950	1800
Light Output (Lm)	1642	1314	1149	821	328	164	33
Power (W)	24	18	16	12	5	2.3	0.5
Efficacy (LPW)	71	71	71	71	71	71	71

90W24BD 3000K - 1800K	Full on 100%	Dimmed to 80%	Dimmed to 70%	Dimmed to 50%	Dimmed to 20%	Dimmed to 10%	Dimmed to 2%
CCT (K)	3000	2950	2920	2775	2375	2000	1800
Light Output (Lm)	1777	1422	1244	889	355	178	36
Power (W)	24	18	16	12	5	2.3	0.5
Efficacy (LPW)	74	74	74	74	74	74	74

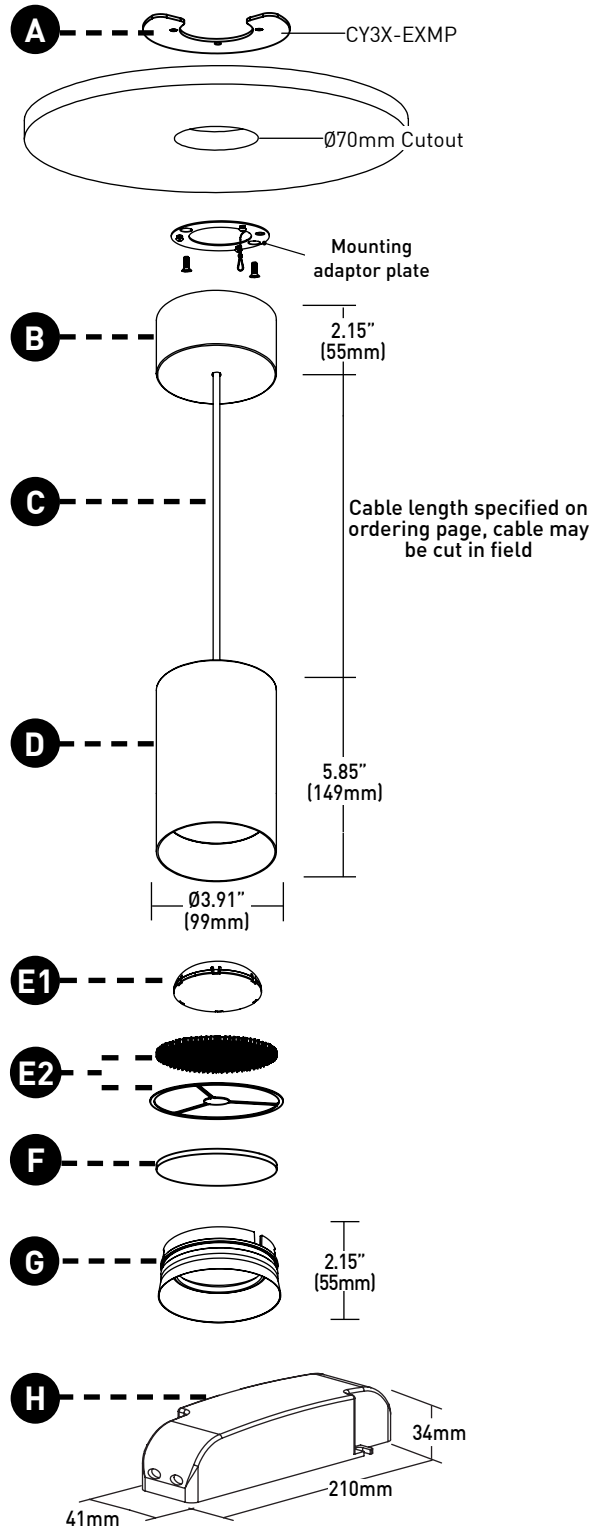


CYLINDER 3 INTERNATIONAL SUSPENDED CABLE UP/DOWN

PENDANT

DIMENSIONS / DRAWINGS

- A EXPORT MOUNTING PLATE**
Export mounting plate (concealed) to be installed above ceiling substrate. Features minimalist 89mm diameter canopy.
- B CANOPY**
Die-cast 2.15" (55mm) canopy accommodates flat and slope ceiling conditions. Conceals hidden twist-on mounting hardware. Available with integral or remote driver.
- C CABLE**
Black and white wiring harness available; up to 192.0" length; cable may be cut in field.
- D LUMINAIRE**
Die-cast body with integral heat sink and LED.
- E1 OPTICS**
Robust light engine with optimized optic pairing integrates Reflection, Refraction, and TIR offering 10°, 15°, 20°, 25°, 40° & 60° beams.
- E2 10° FIELD REDUCER**
Included with 10° optic. Reduces field angle by 16%.
- F MEDIA**
Cylinder baffle assembly can accept 2 lenses; soft focus lens or no lens standard and sealed in place.
- G BAFFLE**
Die-cast baffle minimizes aperture glare and conceals view into fixture.



REMOTE POWER SUPPLY

- H Remote power supply** provides additional driver options. See page 5 for maximum allowable wiring distance. Must be installed in an accessible location.

CYLINDER 3 INTERNATIONAL SUSPENDED CABLE UP/DOWN

TECHNICAL

CONSTRUCTION

Pendant: Die-cast aluminum body with integrated heat sink; painted finishes are granulated powder coat. Alumina finishes are anodized aluminum.

Remote Power Supply: 22 Gauge galvanized steel.

STATIC WHITE LED

2-step MacAdam ellipse LED module available in 80+, 90+ and 97+ CRI configurations in color temperatures of 2700K, 3000K, 3500K and 4000K.

3-step MacAdam ellipse LED module available in 90+ CRI configuration in color temperature of 2400K. Average rated lamp life: 50,000 hours. LED and driver assemblies are field-replaceable. Average rated lamp life of 50,000 hours. LED and driver assemblies are field-replaceable.

WARM DIM LED

3-step MacAdam ellipse warm dim LED module available in 90+ CRI configuration. 3000K or 2700K at full brightness, warming to 1800K at full dim. Average rated lamp life of 50,000 hours. LED and driver assemblies are field-replaceable.

POWER SUPPLY PERFORMANCE AND DIMMING INFORMATION

Power Supply	0-10V			DALI	
	2IE	2EG	2EN	2ED	2LD
Minimum °C	-20 °C	-20 °C	-20 °C	-20 °C	-20 °C
Maximum °C	40 °C	40 °C	40 °C	40 °C	40 °C
Dimming %	2.0%	0.1%	0.1%	0.1%	0.1%

Note: For EG and EN drivers consult chart on page 6 to confirm appropriate dimming curve for compatibility with selected control.

MAXIMUM ALLOWABLE REMOTE DRIVER WIRING DISTANCES

DRIVER	WIRE AWG				
	12	14	16	18	20
2EG, 2EN, 2ED, 2LD	-	-	118'	72'	46'

LISTING

Cylinders and drivers CE Listed for Dry / Damp locations. Integral drivers ENEC and CB Listed.

DECLARE

LBC Red List Approved.

PART L

Part L compliant for all 75+ LPW residential and 95+ LPW commercial configurations.

FIXTURE WEIGHT

CP3X / Mounting - 5 lbs

Remote Driver - 1.4 lbs

WARRANTY

Manufacturer's 1-year warranty guarantees product(s) listed to be free from defects in material and workmanship under normal use and service. 5-year warranty on LED and power supply to operate with 70% of the original flux and remain within a range of 3 duv. 10-year Lutron Advantage limited warranty available on Lutron equipped systems. Warranty period begins from the date of shipment by Seller. Consult [website](#) for full warranty terms and conditions.

CHANGE LOG

- 2/15/2024: PART L COMPLIANCE ADDED
- 3/15/2024: 10 DEGREE FIELD REDUCER ADDED, 10 DEGREE PERFORMANCE DATA UPDATED

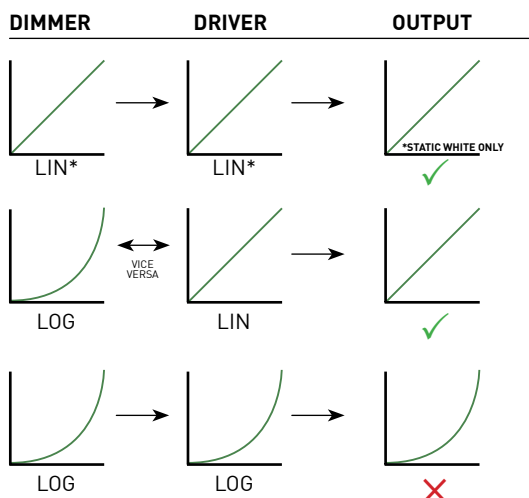
CYLINDER 3 INTERNATIONAL SUSPENDED CABLE UP/DOWN

DIMMING COMPATIBILITY

eldoLED DRIVER COMPATIBILITY

Power supply EG Manufacturer	Family/Model #
Busch-Jaeger	2112U-101
Jung	240-10
Leviton Lighting Controls	IP710-DLX
Lightolier Controls	ZP600FAM120
Merten	5729
Pass & Seymour	CD4FB-W
The Watt Stopper	DCLV1
Synergy	ISD BC
Crestron®	GLX-DIMFLV8
Crestron®	GLXP-DIMFLV8
Crestron®	GLPAC-DIMFLV4-*
Crestron®	GLPAC-DIMFLV8-*
Crestron®	GLPP-DIMFLVEX-PM
Crestron®	GLPP-1DIMFLV2EX-PM
Crestron®	GLPP-1DIMFLV3EX-PM
Crestron®	DIN-A08
Crestron®	DIN-4DIMFLV4
Crestron®	CLS-EXP-DIMFLV
Crestron®	CLCI-1DIMFLV2EX
Power supply EN Manufacturer	Family/Model #
Lutron Electronics	Nova T® - NTFTV
Lutron Electronics	Diva® - DDTV
Lutron Electronics	Nova® - NFTV
Lutron Electronics	GrafixEye® GRX-TVI w GRX3503
Lutron Electronics	Energy Savr Node™ - QSN-4T16-S
Lutron Electronics	TVM2 Module
Sensor Switch	nIO EZ
ABB	SD/S 2.16.1

ANALOG DRIVERS AND DIMMERS



LIN = LINEAR
 LOG = LOGARITHMIC
 *LIN-TO-LIN NOT COMPATIBLE FOR WARM DIM