

CYLINDER 1 INTERNATIONAL SUSPENDED CABLE

Our best-selling cylinders keep getting better. Suspended cylinders are offered in a broad range of sizes and more than a dozen finish options, with field-cuttable cables and lumens from 800 to almost 4000lm.

PROJECT NAME:	TYPE:
---------------	-------



ORDERING INFORMATION

CYLINDER	LENGTH	FUNCTION	RATING	CYLINDER FINISH	BAFFLE FINISH	CRI / WATTAGE PACKAGE	CCT	OPTIC	MEDIA	POWER SUPPLY	MOUNTING
CP1X		D	1								EXMP
CP1X 64mm Ø	096W 96" White 192W 192" White 096B 96" Black 192B 192" Black XXXB Black Cable* XXXW White Cable* *(Specify length in inches) *(Cable is field cuttable)	D Downlight	1 Dry / Damp (IP30)	POWDERCOAT FINISHES	POWDERCOAT FINISHES	STATIC WHITE			STANDARD MEDIA 4 Soft Focus Lens (SFL)* *(Required for 10° optic) ALTERNATE MEDIA 0 No Lens* *(Not available for Warm Dim) 2 Honey Comb Louver (HCL)* *(Not available for Warm Dim) 3 Clear Glass Lens (CGL)* *(Not available for Warm Dim) 4 Frosted Glass Lens (FGL) 6 Frosted Soft Focus Lens (FSFL) 7 Frosted Linear Spread Lens (FLSL) C Clear Glass Film w/ Honeycomb Louver S Soft Focus Film w/ Honeycomb Louver	INTEGRAL 2IE Electronic Forward / Reverse 220V-240V REMOTE (220-277V) 2EG eldoLED, SOLOdrive 0.1% 0-10V, LOG 2EN eldoLED, SOLOdrive 0.1% 0-10V, LIN 2ED eldoLED, SOLOdrive 0.1% DALI, LOG 2LD eldoLED, SOLOdrive 0.1% DALI, LIN TUNABLE WHITE REMOTE (220-277V) 2DD eldoLED, DUALdrive 0.1% DALI, LOG	EXMP Export Mounting Plate Features 76mm diameter canopy
				WH White	WH White	80S11A 80+ CRI, 11 Watts 1104 lm delivered	24 2400K* *(90+CRI only)	10 10° (<16) *(17 Watts only)			
				AG Satin Silver	AG Satin Silver	80S17A 80+ CRI, 17 Watts 1643 lm delivered	27 2700K	15 15° (<16)			
				AU Cashmere Gold	AU Cashmere Gold	90S11A 90+ CRI, 11 Watts 952 lm delivered	30 3000K	20 20° (<10)			
				AB Architectural Bronze	AB Architectural Bronze	90S17A 90+ CRI, 17 Watts 1416 lm delivered	35 3500K	25 25° (<10)			
				BB Burnt Bronze	BB Burnt Bronze	97S11A 97+ CRI, 11 Watts 838 lm delivered	40 4000K	40 40° (<10)			
				BK Black	BK Black	97S17A 97+ CRI, 17 Watts 1246 lm delivered		60 60° (<16)			
				CF Custom Finish* *(Consult Factory)	CF Custom Finish* *(Consult Factory)						
				ALUMINA FINISHES	ALUMINA FINISHES	WARM DIM					
				01 Brushed Obsidian	01 Brushed Obsidian	90W18A 90+ CRI, 18 Watts Incandescent Profile 1216 lm delivered	WL 2700K - 1800K	20 20° (<10)			
				02 Matte Obsidian	02 Matte Obsidian	Standard Profile 1202 lm delivered	WD 3000K - 1800K	25 25° (<10)			
				03 Brushed Dark Patinated Bronze	03 Brushed Dark Patinated Bronze	*SEE PAGE 3 FOR DETAILED PERFORMANCE CONFIGURATIONS AND WARM DIM PROFILE COMPARISON.		40 40° (<10)			
				04 Matte Dark Patinated Bronze	04 Matte Dark Patinated Bronze			60 60° (<16)			
				05 Brushed Aged Aluminum	05 Brushed Aged Aluminum						
				06 Matte Aged Aluminum	06 Matte Aged Aluminum		TUNABLE WHITE (REMOTE DRIVER ONLY)				
07 Brushed Cast Brass	07 Brushed Cast Brass	90T17A 90+ CRI, 17 Watts Cool Profile 1251 lm delivered	TH 5000K - 2700K	15 15° (<16)							
08 Matte Cast Brass	08 Matte Cast Brass	Warm Profile 1291 lm delivered	TR 4000K - 1800K	20 20° (<10)							
09 Brushed Light Patinated Bronze	09 Brushed Light Patinated Bronze			25 25° (<10)							
10 Matte Light Patinated Bronze	10 Matte Light Patinated Bronze			40 40° (<10)							
				60 60° (<16)							

*ALL DELIVERED LUMEN OUTPUTS REFLECT 3000K PAIRED WITH 60° OPTIC AND SOFT FOCUS LENS.

*SEE PAGE 3 FOR UGR VALUES

PART NUMBER NOTES

- Ships as e.g., CP1X096BD1WHWH80S17A30402EG24
- Remote driver ships as e.g., PS-RMT-80S17A-2EA2

CYLINDER 1 INTERNATIONAL SUSPENDED CABLE

ACCESSORIES

REPLACEMENT MEDIA

- SFL-CY1X-03** Soft Focus Lens
- HCL-CY1X-03** Honeycomb Louver *
*(Not available for Warm Dim)
- CGL-CY1X-03** Clear Glass Lens *
*(Not available for Warm Dim)
- FGL-CY1X-03** Frosted Glass Lens
- FSFL-CY1X-03** Frosted Soft Focus Lens
- FLSL-CY1X-03** Frosted Linear Spread Lens
- CGL-HCL-CY1X-03** Clear Glass Film W/ Honeycomb Louver
- SFL-HCL-CY1X-03** Soft Focus Film W/ Honeycomb Louver

STATIC WHITE REPLACEMENT OPTICS

- RO-50-15-S** 15° optic
- RO-50-20-S** 20° optic
- RO-50-25-S** 25° optic
- RO-50-40-S** 40° optic
- RO-50-60-S** 60° optic

WARM DIM REPLACEMENT OPTICS

- RO-50-20-W** 20° optic
- RO-50-25-W** 25° optic
- RO-50-40-W** 40° optic
- RO-50-60-W** 60° optic

TUNABLE WHITE REPLACEMENT OPTICS

- RO-50-15-T** 15° optic
- RO-50-20-T** 20° optic
- RO-50-25-T** 25° optic
- RO-50-40-T** 40° optic
- RO-50-60-T** 60° optic

SUCTION CUP TOOL

- CYX-TOOL-SUCTION** Baffle removal tool, provided with every 5 fixtures

EMERGENCY LIGHTING - REMOTE MOUNT ONLY

During disruption of main power, emergency battery inverter provides temporary 120V or 277V to fixture.

- EMB-S-25-120/277-LEDX** 25 watt max capacity, 120 or 277 VAC 60Hz
- EMB-S-100-120-LEDX** 100 watt max capacity, 120 VAC 60Hz, 0-10V dimmable
- EMB-S-100-277-LEDX** 100 watt max capacity, 277 VAC 60Hz, 0-10V dimmable
- EMB-S-250-120/277-LEDX** 250 watt max capacity, 120 or 277 VAC 60Hz

***SHUNT REQUIRED FOR USE WITH ATHENA AND CASAMBI CONTROLS, CONSULT FACTORY FOR DETAILS.**

POWDERCOAT FINISHES



ALUMINA FINISHES BY LUCIFER LIGHTING™



CYLINDER 1 INTERNATIONAL SUSPENDED CABLE

STATIC WHITE PERFORMANCE - 3000K

LUMEN PACKAGE	WATTS	10° OPTIC FIELD REDUCER		15° OPTIC SOFT FOCUS LENS		20° OPTIC SOFT FOCUS LENS		25° OPTIC SOFT FOCUS LENS		40° OPTIC SOFT FOCUS LENS		60° OPTIC SOFT FOCUS LENS	
		DLVD	LPW	DLVD	LPW	DLVD	LPW	DLVD	LPW	DLVD	LPW	DLVD	LPW
80S11A	11	-	-	891	76	1080	98	1088	98	1002	91	1104	100
80S17A	17	587	35	1451	73	1623	95	1624	95	1495	88	1643	96
90S11A	11	-	-	846	76	931	84	938	85	864	78	952	86
90S17A/C	17	506	30	1251	73	1399	82	1400	82	1291	75	1416	83
97S11A	11	-	-	744	67	819	74	825	75	760	69	838	76
97S17A/C	17	437	26	1101	64	1231	72	1232	72	1136	66	1246	73
90W18AL (2700K-1800K)	18	-	-	-	-	1049	61	1023	60	930	54	997	58
90W18AD (3000K-1800K)	18	-	-	-	-	1039	61	1014	59	934	54	979	57
90T17ATR (4000K-1800K)	17	-	-	1112	65	1230	72	1234	72	1157	68	1291	75
90T17ATH (5000K-2700K)	17	-	-	1100	64	1213	71	1215	71	1174	69	1251	73

OUTPUT MULTIPLIER

CCT	CCT SCALE
2400K	0.76
2700K	0.957
3000K	1.000
3500K	1.019
4000K	1.030

MEDIA LIGHT LOSS FACTOR

MEDIA	LIGHT LOSS FACTOR
No Lens	1.07
CGL	0.99
SFL	1.00
FGL	0.90
FSFL	0.84
FSL	0.85
HCL	0.68
SFL+HCL	0.63

TUNABLE WHITE MULTIPLIER

CCT	5000K-2700K	4000K-1800K
5000K	1.16	-
4000K	1.08	1.14
3500K	1.04	1.07
3000K	1.00	1.00
2700K	0.96	0.92
2400K	-	0.84
1800K	-	0.69

Part L 75+ LPW configurations comply with residential Part L
95+ LPW configurations comply with commercial Part L

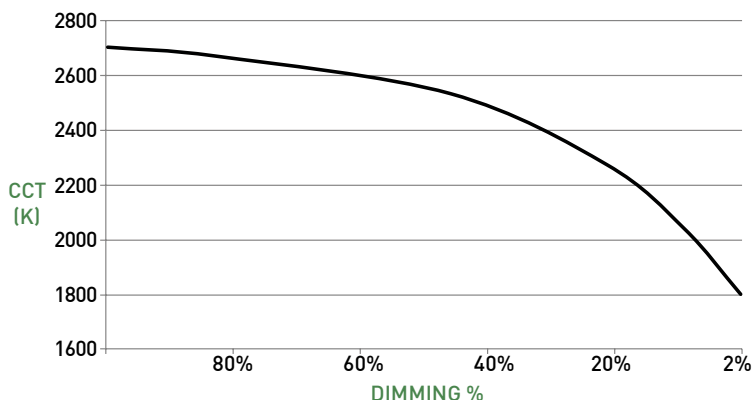
UNIFIED GLARE RATING

10° OPTIC FIELD REDUCER	15° OPTIC SOFT FOCUS LENS	20° OPTIC SOFT FOCUS LENS	25° OPTIC SOFT FOCUS LENS	40° OPTIC SOFT FOCUS LENS	60° OPTIC SOFT FOCUS LENS
<16	<16	<10	<10	<10	<16

WARM DIM PERFORMANCE - SOFT FOCUS LENS - 60° OPTIC

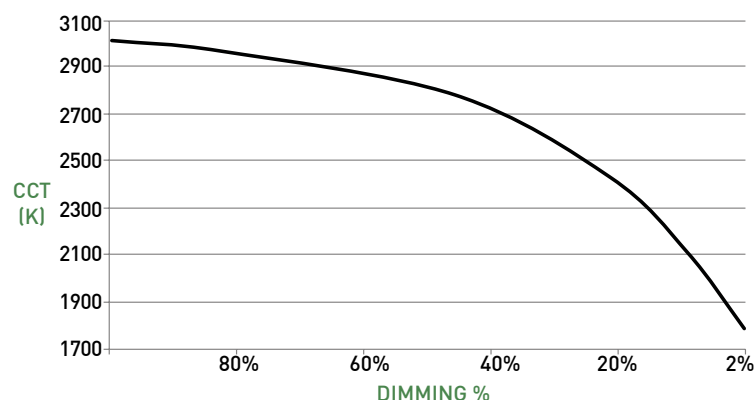
INCANDESCENT DIMMING PROFILE

90W18AL 2700K - 1800K	Full on 100%	Dimmed to 80%	Dimmed to 70%	Dimmed to 50%	Dimmed to 20%	Dimmed to 10%	Dimmed to 2%
CCT (K)	2700	2650	2620	2520	2180	1950	1800
Light Output (Lm)	1216	973	851	608	243	122	24
Power (W)	18	14	13	9	4	2	0.4
Efficacy (LPW)	67	67	67	67	67	67	67



STANDARD DIMMING PROFILE

90W18AD 3000K - 1800K	Full on 100%	Dimmed to 80%	Dimmed to 70%	Dimmed to 50%	Dimmed to 20%	Dimmed to 10%	Dimmed to 2%
CCT (K)	3000	2950	2920	2775	2375	2000	1800
Light Output (Lm)	1202	962	841	601	240	120	24
Power (W)	18	14	13	9	4	2	0.4
Efficacy (LPW)	66	66	66	66	66	66	66

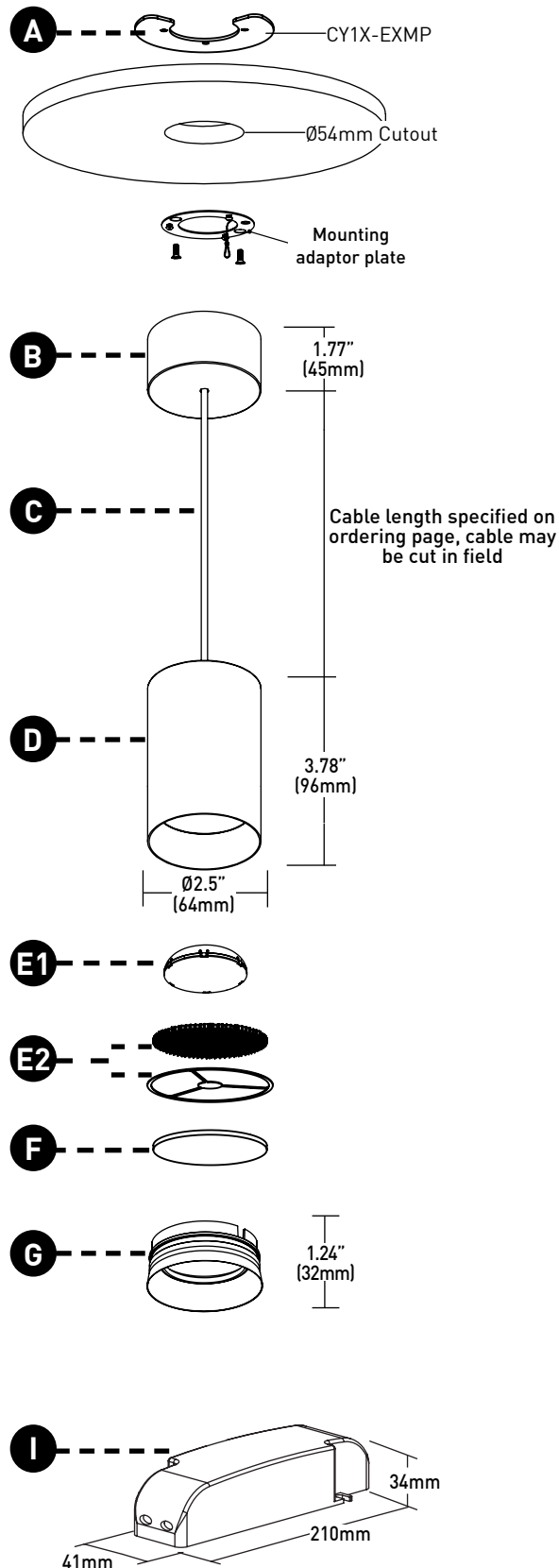


CYLINDER 1 INTERNATIONAL SUSPENDED CABLE

PENDANT

- A EXPORT MOUNTING PLATE**
Export mounting plate (concealed) to be installed above ceiling substrate. Features minimalist 76mm diameter canopy.
- B CANOPY**
Die-cast 1.77" (45mm) canopy accommodates flat and slope ceiling conditions. Conceals hidden twist-on mounting hardware. Available with integral or remote driver.
- C CABLE**
Black or white cable available; up to 192.0" length; cable may be cut in field.
- D LUMINAIRE**
Die-cast body with integral heat sink and LED.
- E1 OPTICS**
Robust light engine with optimized optic pairing integrates Reflection, Refraction, and TIR offering 10°, 15°, 20°, 25°, 40° & 60° beams.
- E2 10° FIELD REDUCER**
Included with 10° optic. Reduces field angle by 10%
- F MEDIA**
Cylinder baffle assembly can accept 2 lenses; soft focus lens or no lens standard and sealed in place.
- G BAFFLE**
Die-cast baffle minimizes aperture glare and conceals view into fixture.

DIMENSIONS / DRAWINGS



REMOTE POWER SUPPLY

- H Remote power supply provides additional driver options.** See page 5 for maximum allowable wiring distance. Must be installed in an accessible location.

CYLINDER 1 INTERNATIONAL SUSPENDED CABLE

TECHNICAL

CONSTRUCTION

Pendant: Die-cast aluminum body with integrated heat sink; painted finishes are granulated powder coat. Alumina finishes are anodized aluminum.
Remote Power Supply: 22 Gauge galvanized steel.

STATIC WHITE LED

2-step MacAdam ellipse LED module available in 80+, 90+ and 97+ CRI configurations in color temperatures of 2700K, 3000K, 3500K and 4000K.

3-step MacAdam ellipse LED module available in 90+ CRI configuration in color temperature of 2400K. Average rated lamp life: 50,000 hours. LED and driver assemblies are field-replaceable. Average rated lamp life of 50,000 hours. LED and driver assemblies are field-replaceable.

WARM DIM LED

3-step MacAdam ellipse warm dim LED module available in 90+ CRI configuration. 3000K or 2700K at full brightness, warming to 1800K at full dim. Average rated lamp life of 50,000 hours. LED and driver assemblies are field-replaceable.

TUNABLE WHITE LED

3-Step MacAdam ellipse tunable white LED module available in 90+ CRI configuration. Features tuning range of 2700K to 5000K and 1800K to 4000K. Average rated lamp life of 50,000 hours. Driver assemblies are field-replaceable.

POWER SUPPLY PERFORMANCE AND DIMMING INFORMATION

Power Supply	PHASE		0-10V		DALI	
	2IE	2EG	2EN	2ED	2LD	2DD
Minimum °C	-20 °C	-20 °C	-20 °C	-20 °C	-20 °C	-20 °C
Maximum °C	40 °C	40 °C	40 °C	40 °C	40 °C	40 °C
Dimming %	2.0%	0.1%	0.1%	0.1%	0.1%	0.1%

Note: For EG and EN drivers consult chart on page 6 to confirm appropriate dimming curve for compatibility with selected control.

MAXIMUM ALLOWABLE REMOTE DRIVER WIRING DISTANCES

DRIVER	WIRE AWG				
	12	14	16	18	20
2EG, 2EN, 2ED, 2LD, 2DD	-	-	118'	72'	46'

LISTING

Cylinders and drivers CE Listed for Dry / Damp locations.
Integral drivers ENEC and CB Listed.

DECLARE

LBC Red List Approved.

PART L

Part L compliant for all 75+ LPW residential and 95+ LPW commercial configurations.

FIXTURE WEIGHT

CP1X / Mounting - 4 lbs
Remote Driver - 1.4 lbs

WARRANTY

Manufacturer's 1-year warranty guarantees product(s) listed to be free from defects in material and workmanship under normal use and service. 5-year warranty on LED and power supply to operate with 70% of the original flux and remain within a range of 3 duv. 10-year Lutron Advantage limited warranty available on Lutron equipped systems. Warranty period begins from the date of shipment by Seller. Consult [website](#) for full warranty terms and conditions.

CHANGE LOG

- 2/15/2024: PART L COMPLIANCE ADDED
- 3/15/2024: 10 DEGREE FIELD REDUCER ADDED, 10 DEGREE PERFORMANCE DATA UPDATED

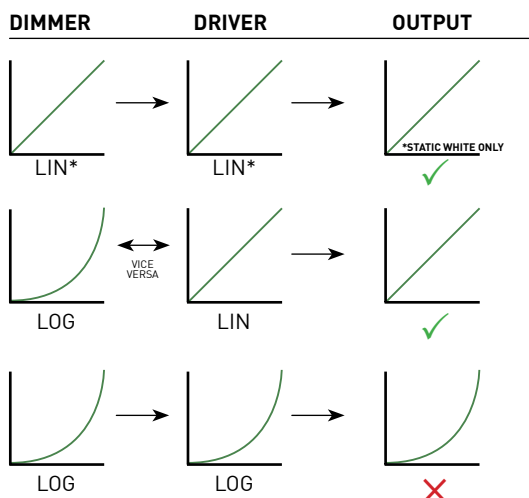
CYLINDER 1 INTERNATIONAL SUSPENDED CABLE

DIMMING COMPATIBILITY

eldoLED DRIVER COMPATIBILITY

Power supply EG Manufacturer	Family/Model #
Busch-Jaeger	2112U-101
Jung	240-10
Leviton Lighting Controls	IP710-DLX
Lightolier Controls	ZP600FAM120
Merten	5729
Pass & Seymour	CD4FB-W
The Watt Stopper	DCLV1
Synergy	ISD BC
Crestron®	GLX-DIMFLV8
Crestron®	GLXP-DIMFLV8
Crestron®	GLPAC-DIMFLV4-*
Crestron®	GLPAC-DIMFLV8-*
Crestron®	GLPP-DIMFLVEX-PM
Crestron®	GLPP-1DIMFLV2EX-PM
Crestron®	GLPP-1DIMFLV3EX-PM
Crestron®	DIN-A08
Crestron®	DIN-4DIMFLV4
Crestron®	CLS-EXP-DIMFLV
Crestron®	CLCI-1DIMFLV2EX
Power supply EN Manufacturer	Family/Model #
Lutron Electronics	Nova T® - NTFTV
Lutron Electronics	Diva® - DDTV
Lutron Electronics	Nova® - NFTV
Lutron Electronics	GrafixEye® GRX-TVI w GRX3503
Lutron Electronics	Energy Savr Node™ - QSN-4T16-S
Lutron Electronics	TVM2 Module
Sensor Switch	nIO EZ
ABB	SD/S 2.16.1

ANALOG DRIVERS AND DIMMERS



LIN = LINEAR
 LOG = LOGARITHMIC
 *LIN-TO-LIN NOT COMPATIBLE FOR WARM DIM