


FRAXION® 4 SLIM LVS DEEP REGRESS ADJUSTABLE

Fraxion4 Slim incorporates an LED, optic, and housing into a single complete unit featuring a removable baffle and trim. Conversely, Fraxion4 standard offers a traditional housing and separate trim assembly.

PROJECT NAME:	TYPE:
---------------	-------



ORDERING INFORMATION - DOWNLIGHT / HOUSING

SHAPE	TRIM	RATING	FLANGE FINISH	BAFFLE FINISH	CRI / WATTAGE PACKAGE	CCT	OPTIC (UGR)	INSTALL TYPE	CEILING THICKNESS	DRIVER	MEDIA
										LVS	
F4R Round	FAD Standard Flange MAD Microflange TAD Trimless	1 Dry/Damp 2 Wet * (Suction cup provided for aim and focus)	WH White AG Satin Silver AU Cashmere Gold	WH White AG Satin Silver AU Cashmere Gold	STATIC WHITE 3.70" TALL HOUSING 80S11A 80+ CRI, 11W, Lumens Dlv. - 1209 80S15A 80+ CRI, 15W, Lumens Dlv. - 1610 80S21A 80+ CRI, 21W, Lumens Dlv. - 2175	24 2400K* * (90+ CRI only) 27 2700K 30 3000K 35 3500K 40 4000K	10 10° (<13) * (15W packages only) 15 15° (<16) 20 20° (<13) 25 25° (<13) 40 40° (<13) 60 60° (<13) 85 85° (<19) * (Requires -14 WDL effects device)	REMOTE POWER SUPPLY V IC, Remote W NIC, Remote D IC, Airtight, Remote* * (CCEA & Airtight compliant housing)	1 0.50" - 1.00" T TG 0.50" - 1.00"* * (Includes adjustable housing height bracket)	LVS Low Voltage System	STANDARD MEDIA 04 Soft Focus Lens NL No Lens* * (Standard with 10° optic. Not available for Wet Location, or Airtight Housings) ALTERNATE MEDIA 03 Clear Glass Lens* * (Not available for Warm Dim) 05 Frosted Glass Lens 08 Frosted Soft Focus Lens 14 Wide Distribution Lens* * (Required and only available for 85° beam spread) 26 Frosted Linear Spread Lens 28 Adjustable Honeycomb Louver and Soft Focus Lens* * (Requires minimum 5/8" ceiling thickness. Not available with 60° optic, Wet location, or Airtight Housings)
F4S Square	FAD Standard Flange MAD Microflange TAD Trimless		BB Burnt Bronze BK Black PR Primer 00 Trimless* * (Required for trimless) CF Custom Finish* * (Consult Factory)	BB Burnt Bronze BK Black PR Primer CF Custom Finish* * (Consult Factory)	WARM DIM 3.70" TALL HOUSING 90W15A 90+ CRI, 15W Incandescent Profile: 2700K - 1800K Lumens Dlv. - 937 Halogen Profile: 3000K - 1800K Lumens Dlv. - 938 SEE PAGE 4 FOR DETAILED WARM DIM PROFILE COMPARISON. LUMENS DELIVERED REFLECT 3000K PAIRED WITH 60° OPTIC AND SOFT FOCUS LENS	WL 2700K - 1800K WD 3000K - 1800K	20 20° (<10) 25 25° (<10) 40 40° (<10) 60 60° (<10) 85 85° (>19) * (Requires -14 WDL effects device)				



PART NUMBER NOTES

- Housing and trim ship as e.g., F4RMAD1-WHWH-90C14A2-3V1-LVS






FRAXION4 SLIM LVS DEEP REGRESS ADJUSTABLE

APPLICATION NOTES

- Customers must ensure voltage range of the proposed POE node encompasses the fixtures complete Vf range, both maximum and minimum, and can be set to the required mA drive current. If assistance is required contact LLC rep or factory.
- Customers are responsible for ensuring POE node drive current is set to correct values shown below.
- Lucifer Lighting will not supply a fixture with a POE node or power supply inside the fixture. This allows for easier site install with nodes of 2 or more outputs.
- Consult node manufacturer for maximum remote wiring distances.
- Housing and Fixture feature 18 Gauge wiring.
- Wiring connections are made in the splicing compartment using customer supplied connectors, ex. wire nuts, push-in connectors, or terminal blocks.
- Confirm node compatibility with factory if it is not listed.

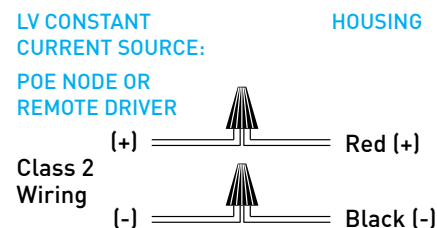
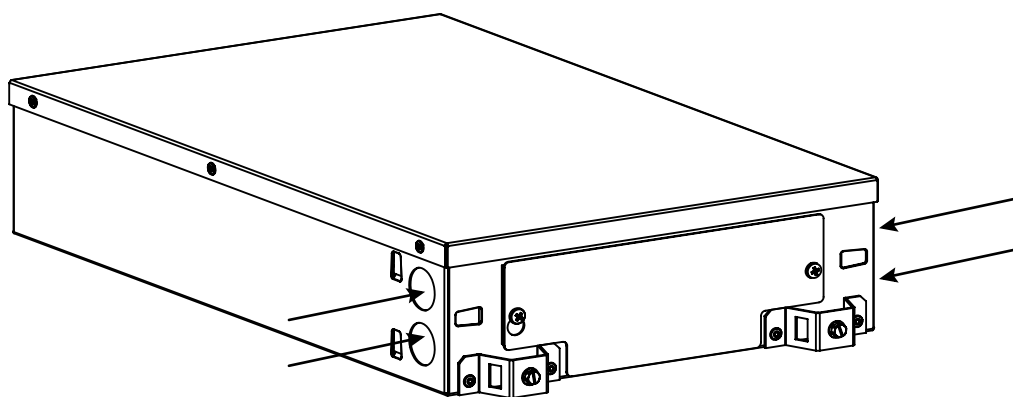
NODE COMPATIBILITY

Manufacturer	Model Number
 Igor Enabling Smart Buildings™	NP50-60-C-F-5
 molex	180996-5107 180996-5101 180996-5102
 PLATFORMATICS	1 Channel Node, POE-LN2-1U-E 2 Channel Node, POE-LN2-2U-E 4 Channel Node, POE-LN2-4U-E

DRIVE CURRENT SPECIFICS

	80S			90S			97S			90W
	11A	15A	21A	11A	15A	21A	11A	15A	21A	15A
Minimum Vf	30.5	30.5	30.5	30.5	30.5	30.5	30.5	30.5	30.5	30.5
Maximum Vf	39	39	39	39	39	39	39	39	39	39
Current mA	250	350	500	250	350	500	250	350	500	350
Wattage W	8.2	11.8	17.4	8.2	11.8	17.4	8.2	11.8	17.4	11.8

WIRING DIAGRAM AND HOUSING ENTRY/ EXIT POINTS



FRAXION4 SLIM LVS DEEP REGRESS ADJUSTABLE

ACCESSORIES

ALTERNATE MEDIA

Dry/Damp location only.
Wet location requires alternate baffle.

- CGL-F4R-2** Clear Glass Lens*
*(Not available for Warm Dim)
- FGL-F4R-2** Frosted Glass Lens
- SFL-F4R-2** Soft Focus Lens
- FSFL-F4R-2** Frosted Soft Focus Lens
- WDL-F4R-2** Wide Distribution Lens*
*(Required and only available for 85° beam spread)
- FLSL-F4R-2** Frosted Linear Spread Lens

ADJUSTABLE HCL ASSEMBLY

Dry/Damp location only. Requires minimum 5/8" ceiling thickness.

- OLR-F3RS-SFL-HCL** Adjustable Honeycomb Louver and Soft Focus Lens

REPLACEMENT BAFFLE ASSEMBLY (INCLUDES MEDIA)

ASSEMBLY	SHAPE	TRIM	RATING	FLANGE FINISH	MEDIA
RBA					
REPLACEMENT BAFFLE ASSEMBLY	F4R Round	FAD Standard Flange MAD Microflange TAD Trimless	1 Dry / Damp 2 Wet* *(Requires provided suction cup to service or aim & focus)	WH White BK Black PR Primer AU Cashmere Gold AG Satin Silver BB Burnt Bronze CF Custom Finish* *(Consult Factory)	Leave blank for standard Soft Focus Lens CGL Clear Glass Lens* *(Not available for Warm Dim) FGL Frosted Glass Lens FSFL Frosted Soft Focus Lens WDL Wide Distribution Lens* *(Required and only available for 85° beam spread) FLSL Frosted Linear Spread Lens
	F4S Square	FAD Standard Flange Transitional Baffle MAD Microflange Transitional Baffle TAD Trimless Transitional Baffle			

REPLACEMENT OPTICS

Interchangeable optics accessible through fixture aperture.

STATIC WHITE

- RO-70-15-S** 15° optic
- RO-70-20-S** 20° optic
- RO-70-25-S** 25° optic
- RO-70-40-S** 40° optic
- RO-70-60-S** 60° optic

WARM DIM

- RO-70-20-W** 20° optic
- RO-70-25-W** 25° optic
- RO-70-40-W** 40° optic
- RO-70-60-W** 60° optic

REPLACEMENT SUCTION TOOL

One included with every six fixtures designated Wet location.

- F4-TOOL-SUCTION** Allows for removal of baffle with Wet location

T-GRID ACCESSORY KIT

Supplied with ceiling thickness "T" and recommended for installations in T-Grid up to 1.5" tall. Available for ceiling thicknesses from 0.5" - 1.0".

- DHA-TG-KIT**

FURRING CHANNEL ACCESSORY KIT

Recommended for installations in furring channel. Available for ceiling thicknesses from 0.5" - 1.0".

- DHA-FC-KIT**

HANGER BAR EXTENDER KIT

Extends hanger bars from 24.0" to 46.0" maximum.

- FRX-HBE-46** Extender, Hanger Bar

FRACTION4 SLIM LVS DEEP REGRESS ADJUSTABLE

PERFORMANCE - 3000K

LUMEN PACKAGE	WATTS	10° OPTIC NO LENS		15° OPTIC SOFT FOCUS LENS		20° OPTIC SOFT FOCUS LENS		25° OPTIC SOFT FOCUS LENS		40° OPTIC SOFT FOCUS LENS		60° OPTIC SOFT FOCUS LENS		85° OPTIC WIDE DISTRIBUTION	
		DLVD.	LPW	DLVD.	LPW	DLVD.	LPW	DLVD.	LPW	DLVD.	LPW	DLVD.	LPW	DLVD.	LPW
80S11A	11	-	-	999	91	1129	103	1189	108	1037	94	1209	110	992	90
80S15A	15	1174	107	1346	90	1519	101	1478	99	1342	89	1610	107	1336	89
80S21A	21	-	-	1864	89	2036	97	1997	95	1814	86	2175	104	1818	87
90S11A	11	-	-	858	78	970	88	1021	93	891	81	1038	94	852	77
90S15A	15	1012	92	1156	77	1305	87	1270	85	1153	77	1383	92	1148	77
90S21A	21	-	-	1601	76	1749	83	1716	82	1558	74	1869	89	1562	74
97S11A	11	-	-	754	69	851	77	897	82	72	71	912	83	748	68
97S15A	15	873	79	1015	68	1146	76	1115	74	1012	67	1214	81	1008	67
97S21A	21	-	-	146	67	1536	73	1507	72	1368	65	1641	78	1371	65
90W15A (WL 27K-18K)	15	-	-	-	-	994	66	937	62	833	56	1022	68	878	59
90W15A (WD 30K-18K)	15	-	-	-	-	995	66	938	63	838	56	1031	69	885	59

OUTPUT MULTIPLIER	
CCT	CCT SCALE
2400K	0.85
2700K	0.97
3000K	1.00
3500K	1.03
4000K	1.08

MEDIA LIGHT LOSS FACTOR	
MEDIA	LIGHT LOSS FACTOR
NO LENS	1.06
CGL	1.00
SFL	1.00
FGL	0.89
FSFL	0.81
FLSL	0.82

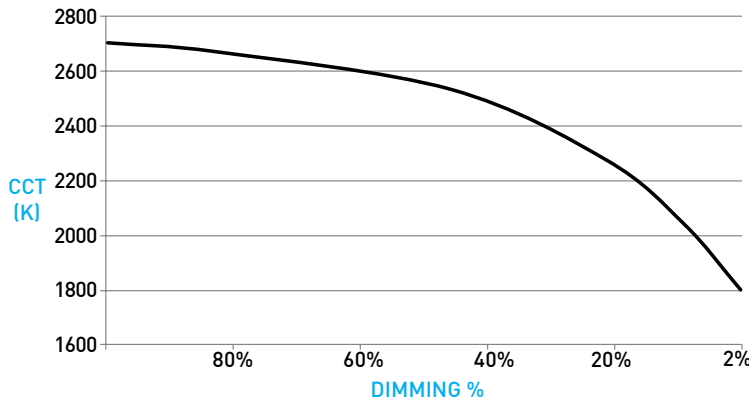
UNIFIED GLARE RATING

10° OPTIC NO LENS	15° OPTIC SOFT FOCUS LENS	20° OPTIC SOFT FOCUS LENS	25° OPTIC SOFT FOCUS LENS	40° OPTIC SOFT FOCUS LENS	60° OPTIC SOFT FOCUS LENS	85° OPTIC WIDE DISTRIBUTION
<13	<16	<13	<13	<13	<13	>19

WARM DIM PERFORMANCE - 60° OPTIC - SOFT FOCUS LENS

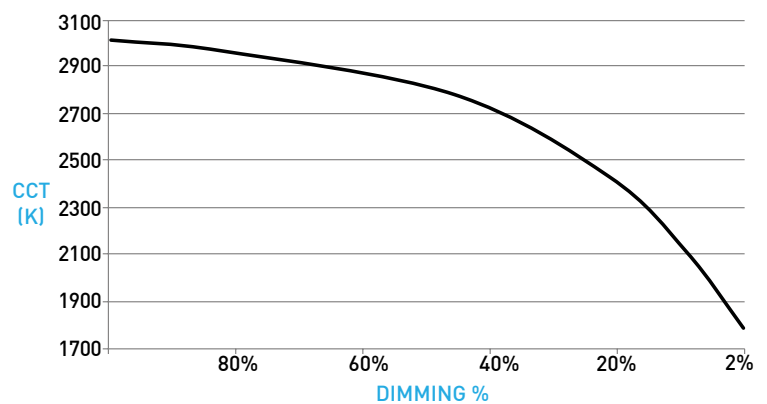
WARM DIM TO MIRROR INCANDESCENT DIMMING PROFILE

WL 2700K - 1800K	Full on 100%	Dimmed to 80%	Dimmed to 70%	Dimmed to 50%	Dimmed to 20%	Dimmed to 10%	Dimmed to 2%
CCT (K)	2700	2650	2620	2520	2180	1950	1800
Light Output (Lm)	1022	817	715	511	204	102	20
Power (W)	15	12	10.5	7.5	3	1.5	.3
Efficacy (LPW)	68	68	68	68	68	68	68



HALOGEN WARM DIM PROFILE

WD 3000K - 1800K	Full on 100%	Dimmed to 80%	Dimmed to 70%	Dimmed to 50%	Dimmed to 20%	Dimmed to 10%	Dimmed to 2%
CCT (K)	3000	2950	2920	2775	2375	2000	1800
Light Output (Lm)	1031	824	721	515	206	103	20
Power (W)	15	12	10.5	7.5	3	1.5	.3
Efficacy (LPW)	69	69	69	69	69	69	69



FRACTION4 SLIM LVS DEEP REGRESS ADJUSTABLE

DOWNLIGHT / HOUSING

A ADJUSTABILITY

Aiming mechanism is integral to the housing, providing hot-aim tilt up to 40° and 365° rotation. Sliding pivot point optimizes center beam, ensuring unclipped beam of 15° at 40° tilt and 25° at 30° tilt. 1° tilt increments with 5° indicators, tilt guide included (see **A1** for section view).

B LED

Integral LED module design enables field service / replacement through housing aperture.

C OPTIC

Robust light engine with optimized optic pairing integrates Reflection, Refraction and TIR offering 10°, 15°, 20°, 25°, 40° & 60° beams.

D1 STANDARD FLANGE PROFILE

Installed after ceiling is complete. Requires 4.625" diameter cutout. Provides 0.86" total contractor (goof) allowance with 0.50" flange. Thickness measures 0.06". Wet location features integral silicone gasket.

D2 MICROFLANGE PROFILE

Installed after ceiling is complete. Requires 4.625" diameter cutout. Provides 0.42" total contractor (goof) allowance with 0.28" flange. Thickness measures 0.06". Wet location features integral silicone gasket.

D3 TRIMLESS PROFILE

Installs totally flush with the ceiling with no visible trim. Appliqué includes screws for mounting and has 0.06" plaster stop. Not recommended for stucco applications.

E MEDIA

Soft focus lens included and sealed in Wet location option. Fixture is limited to 1 media. Suction tool provided for removal of wet location baffles.

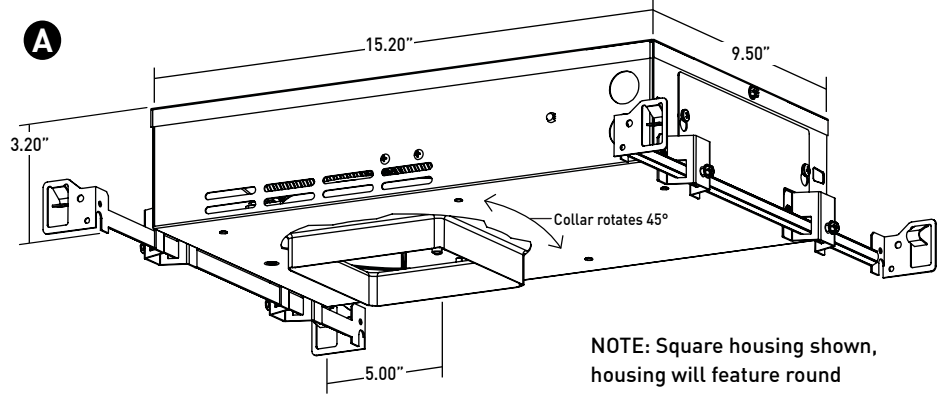
F1 ROUND BAFFLE

Die-cast deep removable baffle provides easy access to tilting mechanism and features 60° glare cutoff. Minimizes aperture glare and conceals view into housing; includes silicone gasket.

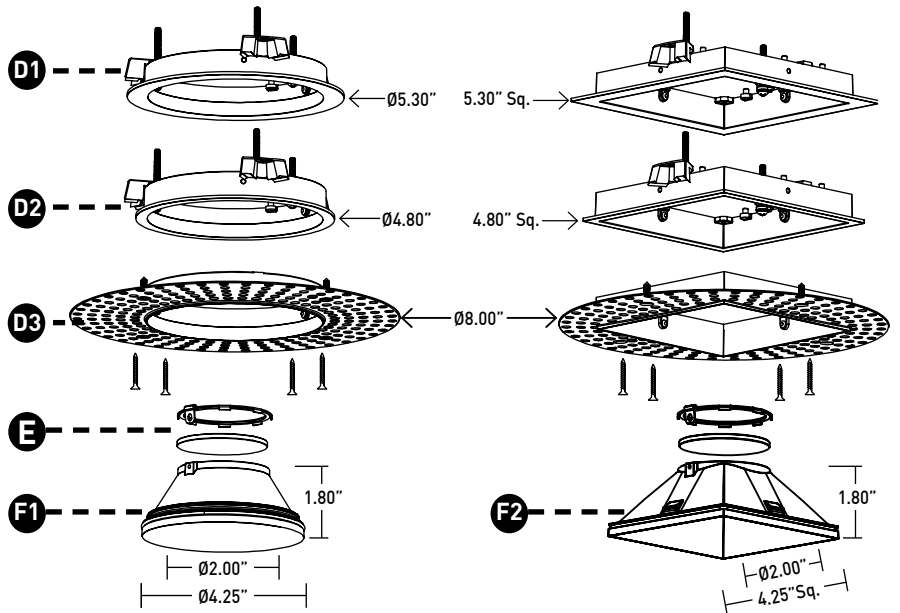
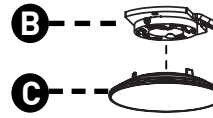
F2 TRANSITIONAL BAFFLE

Die-cast deep removable baffle provides easy access to tilting mechanism and features 60° glare cutoff. Transitions from square aperture at ceiling plane to round aperture at light source. Minimizes aperture glare and conceals view into housing; includes silicone gasket.

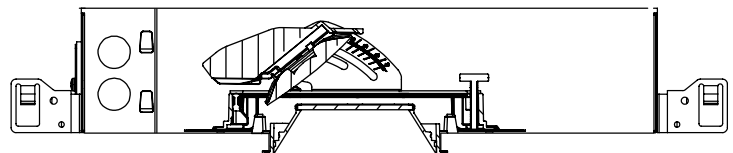
DIMENSIONS / DRAWINGS



NOTE: Square housing shown, housing will feature round aperture for round fixtures.



SECTION VIEW

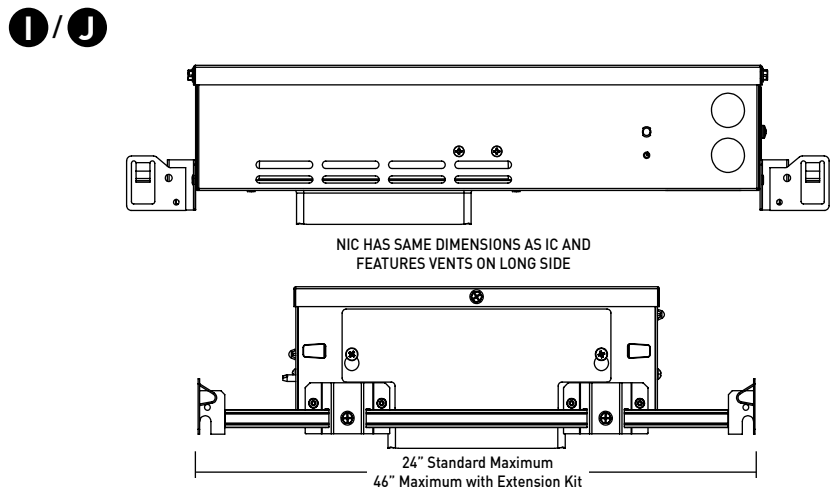
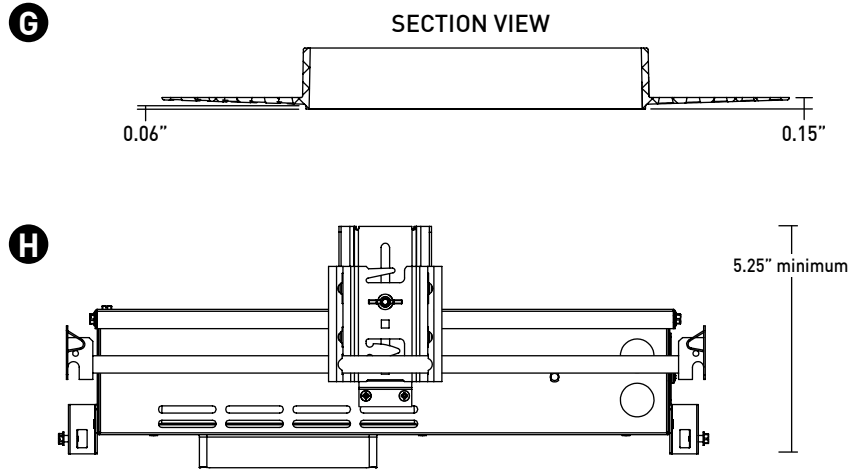


FRAXION4 SLIM LVS DEEP REGRESS ADJUSTABLE

DOWNLIGHT / HOUSING

- G TRIMLESS APPLIQUÉ DETAIL**
Integrated appliqué for plaster floating directly to baffle.
- H TG BRACKET ASSEMBLY**
Adjustable height bracket assembly provided with ceiling thickness "T" and recommended for installations in T-Grid and with furring channel. Hanger bars are installed to adjustable bracket. Allows housing to be raised and lowered; ceiling thickness remains 0.5" to 1.0" max.
- I IC HOUSING**
 - For IC ceilings.
 - CCEA, Airtight and Title 24 (JA8) listed.
 - Accommodates max 2175 delivered lumens.
 - No setback from polycell spray foam insulation having max R-Value of 60 on all sides and top of housing.
- J NIC HOUSING**
 - Minimum 0.50" setback from combustible and non-combustible materials on all sides and top of housing.
 - Minimum 3.00" setback from insulation material having max R-Value 30 on all sides and top of housing.
 - Minimum 6.00" setback from polycell spray foam insulation having max R-Value 60.

DIMENSIONS / DRAWINGS



HOUSING NOTES

- Do not install in environments where ambient temperatures exceed 40°C (104°F) for NIC configurations, or 10W and 14W IC configurations.
- Do not install in environments where ambient temperatures exceed 25°C (77°F) 21W IC configurations.
- All splice connections may be serviced from room side.
- Consult factory for spacing requirements for any installations exceeding R-Value 60.
- Hanger bars fitted to short side of housing; extend from 14.0" to 24.0", but may be field cut to accommodate narrow stud spacing. Can be extended up to 46" maximum with FRX-HBE-46 kit.
- Hanger bars and brackets add 4.00" to the overall dimension, but are exclusive of the setback requirements.
- Housings for round trims feature a round aperture housing collar, and for square trims, a square housing collar, accommodating ceiling thicknesses between 0.50" and 1.00".

FRAZION4 SLIM LVS DEEP REGRESS ADJUSTABLE

TECHNICAL

CONSTRUCTION

Downlight: Painted finishes are granulated powder coat.

Housing: Aluminum and 22 Gauge galvanized steel. Extruded aluminum housing panel to act as heat-sink.

Appliqué: Zinc Alloy

STATIC WHITE LED

2-step MacAdam ellipse LED module available in 80+, 90+ and 97+ CRI configurations in color temperatures of 2700K, 3000K, 3500K and 4000K.

3-step MacAdam ellipse LED module available in 90+ CRI configuration in color temperature of 2400K. Average rated lamp life of 50,000 hours. LED and driver assemblies are field-replaceable.

WARM DIM LED

3-step MacAdam ellipse warm dim LED module available in 90+ CRI configuration. 3000K or 2700K at full brightness, warming to 1800K at full dim. Average rated lamp life of 50,000 hours. LED assemblies are field-replaceable.

LISTING

cTUVus listed to UL2108 standard for Dry / Damp and Wet locations.

CCEA and Airtight Listed.

U.S. Patent: 10,317,066

DECLARE

LBC Red List Approved.

WEIGHT

Fixture - 8.2 lbs max

LIMITED WARRANTY

Manufacturer's Limited Warranty guarantees product(s) listed to be free from defects in material and workmanship under normal use and service. 5-year warranty on LED to operate with 70% of the original flux and remain within a range of 3 duv. Warranty period begins from the date of shipment by Seller. [Consult website for full warranty terms and conditions.](#)

CHANGE LOG

- 05/25/2022: UPDATED HOUSING APERTURE LOCATION.
- 10/17/2022: REMOVED 90W13A 3200K-1800K WARM DIM AND ADDED 90W12A 3000K-1800K WARM DIM.
- 04/26/2023: ADDED DECLARE LBC RED LIST APPROVED.
- 04/26/2023: ADDED -28 ADJUSTABLE HCL / SFL EFFECTS DEVICE.
- 08/08/2023: UPDATED WITH NEW LED AND OPTIC SYSTEM.
- 02/08/2024: ADDED 2400K.



Declare. 