

# 2 SERIES HAL INT

## DEEP REGRESS


Our smallest aperture family of pin-hole fixtures offers high-output illumination for high-drama design statements in discerning residential, retail, and hospitality environments.

PROJECT NAME:	TYPE:
---------------	-------



### ORDERING INFORMATION

FITTING	RATING	FLANGE FINISH	INSTALL TYPE	CEILING THICKNESS	POWER SUPPLY	EFFECTS DEVICE	FLANGE CONFIGURATION
			<b>EX</b>				
<b>2RD</b> Round Expanded <b>2PD</b> Round Pinhole <b>2SD</b> Square Expanded	1 IP20 Dry / Damp 2 IP64 Wet* *(Lens sealed in place)	<b>WH</b> White <b>AG</b> Satin Silver <b>IG</b> Industrial Gray <b>AU</b> Cashmere Gold <b>AB</b> Architectural Bronze <b>BB</b> Burnt Bronze <b>BK</b> Black <b>SS</b> Stainless Steel* *(Increased lead time) <b>CH</b> Chrome* *(Increased lead time) <b>MB</b> Matte Bronze* *(Increased lead time) <b>PB</b> Polished Bronze* *(Increased lead time) <b>PR</b> Primer <b>CF</b> Custom* *(Consult Factory)	<b>EX</b> Export	<b>0</b> 3mm - 13mm <b>1</b> 13mm - 20mm <b>2</b> 20mm - 32mm <b>3</b> 32mm - 51mm <b>4</b> 51mm - 76mm	<b>International (120V - 240V)</b> <b>LVH</b> Low Voltage Halogen* *(Fitting ships with MR16 socket, power supply not provided) <b>MVH</b> Mains Voltage Halogen* *(Fitting ships with GU10 socket, power supply not provided)	<b>04</b> Standard Effects Device Soft Focus Lens  <b>Optional Effects Device</b> <b>00</b> No Lens* *(Not available for IP64 wet location) <b>01</b> Linear Spread Lens <b>02</b> Honeycomb Louver* *(Not available for IP64 wet location) <b>03</b> Clear Glass Lens <b>05</b> Frosted Glass Lens <b>09</b> Ultra Violet Lens <b>26</b> Frosted Linear Spread Lens* *(Not available for IP64 wet location)	<b>F</b> Flange Overlay (No Applique) <b>G</b> Zero Sightline - Gypsum (1.57mm Applique)* *(Not available for IP64 wet location) <b>P</b> Zero Sightline - Plaster (3.18mm Applique)* *(Not available for IP64 wet location)



### PART NUMBER NOTES

- Fitting ships as e.g. 2SD1-WH-EX-1-LVH04
- Applique ships with fitting

### ACCESSORIES

#### ALTERNATE EFFECTS DEVICES

- LSL-2** Linear Spread Lens
- HCL-2** Honeycomb Louver\*  
\*(Not available for IP64 wet location)
- CGL-2** Clear Glass Lens
- SFL-2** Soft Focus Lens
- FGL-2** Frosted Glass Lens
- UVL-2** Ultra Violet Lens
- FLSL-2** Frosted Linear Spread Lens\*  
\*(Not available for IP64 wet location)

#### ROUTER TOOL GUIDE (IP20 Dry / Damp locations only)

Recommended for Zero-Sightline installations in wood ceilings. Must Specify **F** Flange Configuration

- DLA-RTG-2S-RD** Tool, router guide; reusable

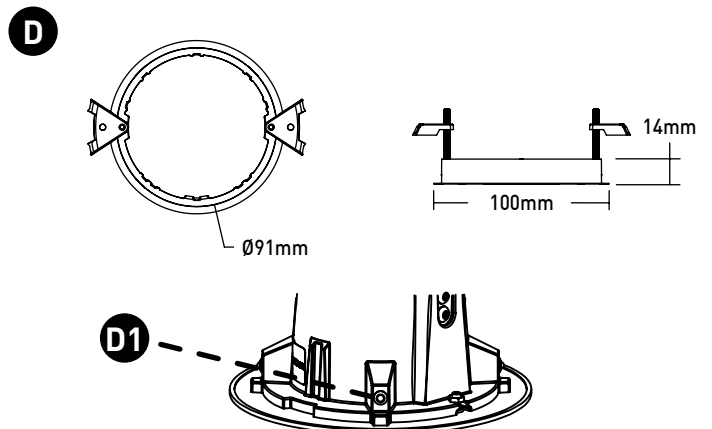
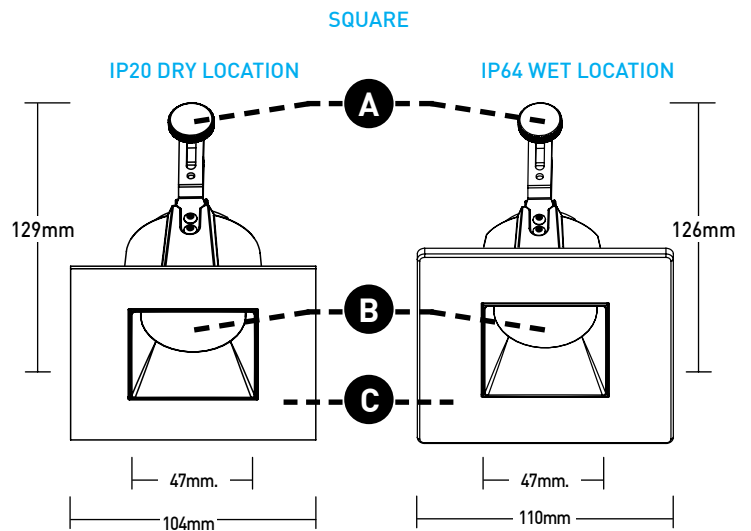
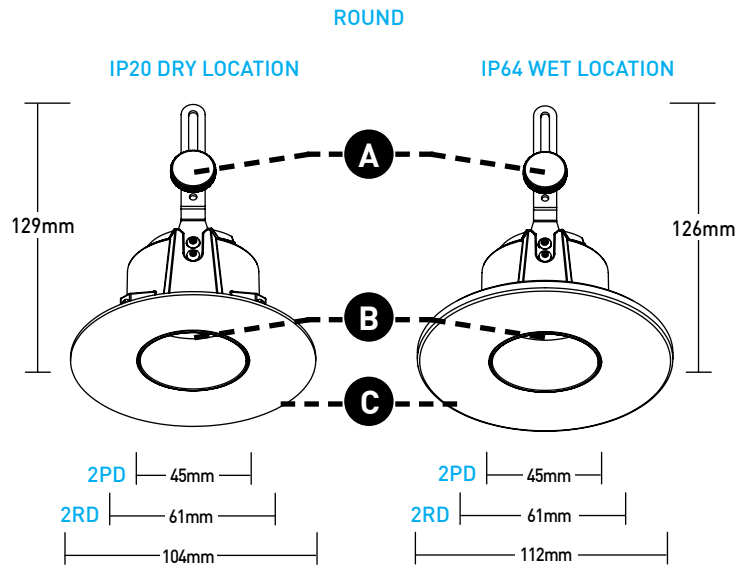
# 2 SERIES HAL INT DEEP REGRESS

## DOWNLIGHT FITTING

Die-cast deep baffle minimizes aperture glare and conceals view into housing; black finish standard.

- A** **ADJUSTABLE YOKE**  
Adjustable yoke allows for quick exchange of lamp and effects devices. Accommodates up to 2 effects devices.
- B** **EFFECTS DEVICES**  
Soft Focus Lens standard; effects device must be specified. Lens is sealed in aperture in IP64 Wet location fitting. Secondary effects device available.
- C** **FITTING PLATE**  
IP64 Wet location features integral silicone gasket.
  - IP20 Dry / Damp Location: Thickness measures 1.7mm
  - IP64 Wet Location: 3.8mm return, installed as flange overlay only.
- D** **DOWNLIGHT FITTING ADAPTER**  
Included with fitting and required for installation. Uses (2) #6-32 flat-head screws with varying lengths to accommodate ceiling depth. Installed after ceiling is complete. Requires 92mm diameter cutout for flange overlay applications.
- D1** **RETENTION**  
Engineered integral ball plungers correspond to fitting adaptor ensuring snug fit against finished ceiling.

## DIMENSIONS / DRAWINGS



# 2 SERIES HAL INT DEEP REGRESS

## ZERO-SIGHTLINE INSTALLATIONS

Zero-Sightline installations available for IP20 Dry / Damp location fittings only. When installed according to manufacturer's instructions and ceiling conditions are met, fitting is flush with the ceiling plane. Consult 2-Series Installation Guidelines for appropriate ceiling cutouts and instructions for proper Zero-Sightline installations.

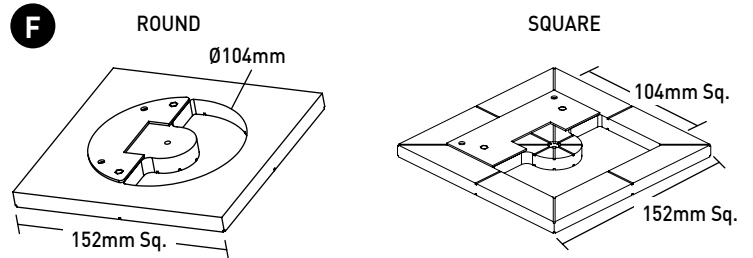
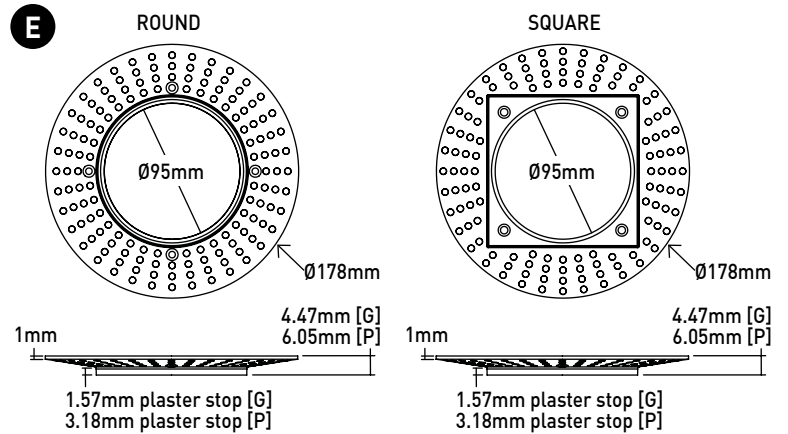
### E APPLIQUÉ

- Specified on Flange Configuration and ships with housing; ships separately on remodel installations.
- For use in sheetrock ceiling applications.
- 1.57mm Appliqué (G Flange Configuration) recommended for gypsum ceiling installations and has plaster stop thickness of 1.57mm. Recommended for painted ceiling applications.
- 3.18mm Appliqué (P Flange Configuration) offers double thick plaster stop of 3.18mm where a heavier application of mud is preferred. Recommended for colorfast and venetian plaster applications. Not recommended for stucco applications.

### F ROUTER TOOL GUIDE

- Specified separately and used with Flange Overlay configurations.
- For use in wood ceiling applications.
- **DLA-RTG-2S-RD** or **DLA-RTG-2S-SQ** required for wood Zero-Sightline ceiling installations.
- Router tool guide is reusable and suitable for multiple fittings.

## DIMENSIONS / DRAWINGS



# 2 SERIES HAL INT DEEP REGRESS

## TECHNICAL

### CONSTRUCTION

Downlight Fitting: Steel and aluminum; Painted finishes are granulated powder coat.

Fitting Adaptor: High impact composite and stainless steel.

Appliqué: Zinc alloy.

### LAMP

MR-16 halogen and LED; 12-volt GU5.3 base and line / mains GU10 base.

To ensure optimal results, it is recommended to specify lamps supplied by Lucifer Lighting. Note: MR-16 LED lamps, other than those listed, must be independently confirmed as compatible by the corresponding lamp manufacturer. Consult factory for assistance.

### DIMMING PROTOCOL

Best achieved using a corresponding reverse phase control for electronic transformers and a forward phase control for magnetic transformers.

Compatibility and performance may vary between controls and applied loads.

### LISTING

CE Listed for IP20 Dry / Damp and IP64 Wet locations.

### WEIGHT

Fitting - 1 lb max

### LIMITED WARRANTY

Manufacturer's 1-year warranty, from the date of shipment by Seller, on all Lucifer Lighting provided system components. Consult website for full warranty terms and conditions.