

SERVICING & CLEANING INSTRUCTIONS

STELLR®

SURFACE MOUNT DOWNLIGHT AND WAVEGUIDE FIXTURE

SERVICING NOTES

Read all instructions before servicing fixture.

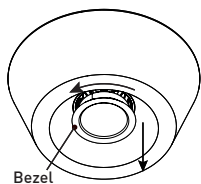
Disconnect power before servicing fixture.

Wear clean non-abrasive gloves when handling fixture.

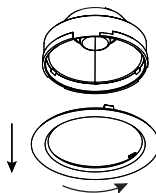
The light source contained in this luminaire shall only be replaced by the manufacturer or his service agent or a similar qualified person.

EFFECTS DEVICE AND OPTIC REPLACEMENT

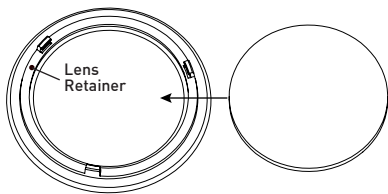
Carefully grasp bezel and rotate counter-clockwise to remove optic/effects device assembly.



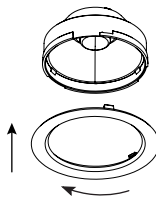
Remove bezel from optic assembly by rotating counter-clockwise



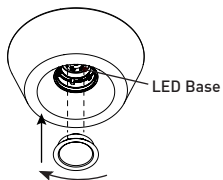
Change or install effects device by placing it inside of the lens retainer.



Install bezel assembly to optic assembly by rotating clockwise.



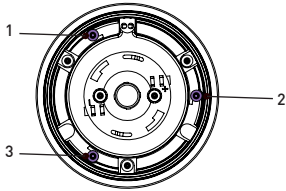
Install entire assembly to LED base by rotating clockwise ensuring both feet properly engage.



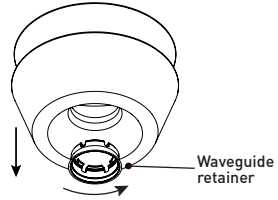
SERVICING INSTRUCTIONS

WAVEGUIDE REPLACEMENT

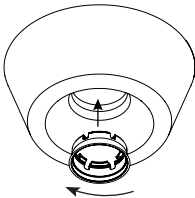
With Bezel and Optic Assembly removed, loosen the highlighted waveguide retainer screws.



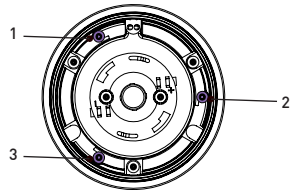
While holding the waveguide, remove the waveguide retainer by rotating counter-clockwise and lower the waveguide.



Replace waveguide and lock into place by raising waveguide retainer and rotating clockwise onto screws.

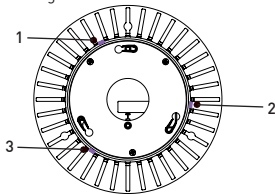


Tighten the highlighted retainer screws. Reinstall Optic Assembly and Bezel.

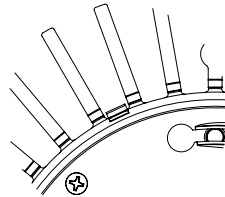


REFLECTOR REPLACEMENT

With fixture uninstalled and Waveguide removed, release highlighted locking tabs and remove reflector.



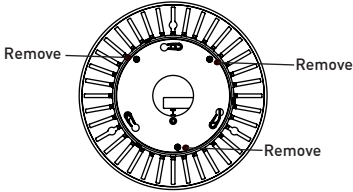
Replace reflector ensuring locking tabs engage as shown below. Reinstall Waveguide.



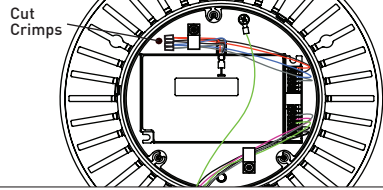
SERVICING INSTRUCTIONS

DRIVER REPLACEMENT

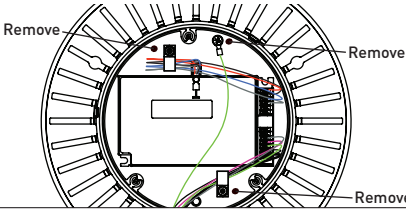
With fixture uninstalled, remove three screws and cover plate.



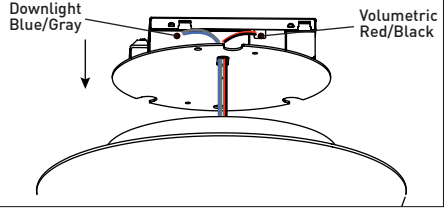
Cut crimps off of downlight and volumetric LED wiring. Ensure downlight and volumetric labeling is not removed from wiring.



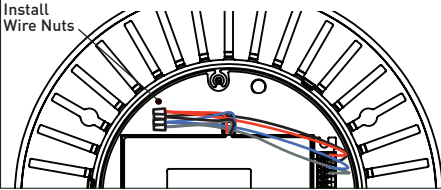
Remove wiring clamps and ground screw. Lift driver assembly out of fixture canopy.



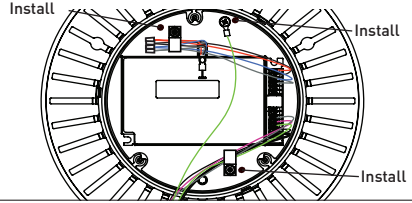
Guide LED wiring through new driver assembly and place assembly in fixture canopy.



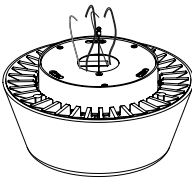
Make Downlight and Volumetric LED wiring connections with provided wire nuts. All wiring is labeled DOWNLIGHT or VOLUMETRIC. Ensure connections are made properly.




Install wiring clamps and ground wire/screw.



Guide line/mains and control wiring through cover plate. Re-install cover plate and three screws.



Attach safety lanyard and make electrical connections according to the diagrams shown on page 4. Reinstall Fixture.



CHEMICALS & SOLVENTS

CHEMICALS, SOLVENTS, ETC.			Resistant	Limited Resistance	Not Resistant	Resistant	Limited Resistance	Not Resistant	Resistant	Limited Resistance	Not Resistant	
						Ethyl alcohol, to 15%	X			Phosphoric acid, to 10%	X	
Acetic acid, glacial			X			Ethyl alcohol, 15-30%		X		Phosphorus		X
Acetic acid, to 25%		X				Ethyl alcohol, above 30%			X	Phosphorus trichloride		X
Acetic acid, 5% [vinegar]	X					Ethyl bromide			X	Picric acid 1% in water	X	
Acetone			X			Ethyl butyrate			X	Potassium carbonate	X	
Alum	X					Ethylene bromide			X	Potassium chloride	X	
Aluminium chloride	X					Ferric chloride	X			Potassium cyanide	X	
Aluminium oxalate	X					Ferrous chloride	X			Potassium dichromate	X	
Aluminium sulphate	X					Ferrous sulphate	X			Potassium hydroxide	X	
Ammonia, aqueous solution	X					Formic acid, to 2%	X			Potassium nitrate	X	
Ammonium sulphate	X					Formic acid, to 40%		X		Potassium permanganate	X	
Amyl acetate			X			Glycerol	X			Silicon tetrachloride		X
Aniline			X			Glycol	X			Silver nitrate	X	
Arsenic	X					Heptane	X			Soap Solution	X	
Arsenic acid	X					Hexane	X			Soda	X	
Battery acid	X					Hydrochloric acid	X			Sodium bisulphite	X	
Benzaldehyde			X			Hydrofluoric acid, to 20%	X			Sodium carbonate	X	
Benzene			X			Hydrogen peroxide, to 40%	X			Sodium chlorate	X	
Bromine			X			Hydrogen peroxide, over 40%		X		Sodium chloride	X	
Butanol		X				Iodine	X			Sodium hydroxide	X	
Butyl lactate			X			Isopropyl alcohol, to 50%		X		Sodium hypochlorite	X	
Butyric acid, to 5%	X					Lactic acid, to 80%		X		Sodium sulphate	X	
Calcium chloride	X					Magnesium chloride	X			Sodium sulphide	X	
Calcium hypochlorite	X					Magnesium sulphate	X			Stearic acid	X	
Carbon disulphide			X			Manganese sulphate	X			Sulphur	X	
Carbon tetrachloride			X			Mercury	X			Sulphur dioxide, liquid		X
Chlorinated hydrocarbons						Methanol, absolute			X	Sulphuric acid, to 30%	X	
Chlorine, liquid			X			Methanol, to 15%		X		Sulphurous acid conc.		X
Chlorine water		X				Methyl ethyl ketone			X	Sulphurous acid, to 5%	X	
Chloroethyl acetate			X			Methylated spirits			X	Sulphuryl chloride	X	
Chlorophenol			X			Milk of lime	X			Tartaric acid, to 50%	X	
Chromic acid		X				Monobromonaphthalene	X			Thionyl chloride		X
Citric acid, to 20%	X					Motor fuel, benzene-free	X			Toluene		X
Copper sulphate	X					Motor fuel, with benzene			X	Triethylamine	X	
Cresol			X			Nickel sulphate	X			Trichloroacetic acid		X
Cyclohexane	X					Nitric acid, to 20%	X			Tricresyl phosphate	X	
Diacetone alcohol			X			Nitric acid, 20-70%		X		Turpentine		X
Diamyl phthalate			X			Nitric acid, over 70%			X	Turpentine substitute		X
Dibutyl phthalate			X			Oxalic acid	X			Urea, to 20%	X	
Diethylene glycol	X					Paraffin		X		Xylene		X
Dioxane			X			Perchloroethylene			X	Zinc sulphate, aqueous		X
Ether			X			Petroleum ether	X			Zinc sulphate, solid	X	
Ethyl acetate			X			Phenols			X			

[DATE OF REV: 031720]